


Specialty FASTENERS

Fasteners and more for...

DRAG RACE . OFF ROAD
CIRCLE TRACK . STADIUM
MARINE . STOCK CAR
MOTOCROSS . VINTAGE
TRUCK . MUSCLE CAR
STREET ROD . HOT ROD
MOTORCYCLE . CLASSIC



Specialty FASTENERS

Phone: 909-393-3999

Specialty Fasteners has been providing quality fasteners for nearly 30 years. From our original catalog containing just several dozen part numbers, to this, our latest version, we have grown our product line to include thousands of items.

By providing great customer service, quality fasteners and reasonable prices, Specialty Fasteners continues to be your best source for all your fastener needs.

TABLE OF CONTENTS

AIRLINE FITTINGS

Air Line Fittings, Plastic	26, 27
Air Hose	27

APPAREL

T-Shirts.....	34
---------------	----

AN HOSE FITTINGS

AN Fittings.....	23, 24, 25, 26
Braided Hose.....	26

BOLTS

Allen Bolts.....	2, 3
Buttonhead Allen Bolts.....	3, 4
Buttonhead Torx.....	9
Flathead Allen Bolts.....	4, 5
Flathead Torx.....	9
Hex Bolts, Grade 5.....	6
Hex Bolts, Grade 8.....	5, 6
Hex Bolts, Aluminum.....	6
Hex Bolts, Stainless.....	7
Hex Bolts, Metric.....	7
Hex Bolts, NAS Dimple Head.....	5
Hex Bolts, AN.....	5
Hex Bolts, NAS Titanium.....	5
L9/F911 Hex Bolts, Grade 9.....	7, 8
12 Point Bolts.....	8, 9
12 Point Bolts, Chrome.....	8
12 Point Bolts, NAS & MS.....	5
Header Bolts.....	8
Header Bolts, Chrome.....	8
Header Bolts, Stainless.....	8
Spinlock Bolts.....	9
Spinlock Bolts, Chrome.....	9
Cam Gear Bolts.....	10
Carriage Bolts, Stainless.....	9
Clutch Bolts.....	10
Flexplate Bolts.....	10
Flywheel Bolts.....	10
Ring Gear Bolts.....	10
Torque Converter Bolts.....	10

DZUS & 1/4 TURN FASTENERS

Dzus & 1/4 Turn Fasteners.....	23
--------------------------------	----

HARDWARE

Block-Off Plates.....	31
Burst Panel Components.....	27
Champion Spark Plugs.....	33
Clamps	
Aircraft Line Clamps.....	30
Chassis Clamps.....	31
Fuel Pump Clamps.....	30
Magneto Clamps.....	31
Screw Clamps.....	31
Cleko Pins/Pliers.....	30
Clevis.....	29
Crank/Cam Keys.....	31
Dowel Pins.....	22
Dowel Rings.....	22
Heim Joints.....	28, 29
Hitch Pins.....	27
Lucas Oil Products.....	33
Lynch Pins.....	27

HARDWARE

Nutserts.....	30
Push Latches.....	27
Pipe Plugs.....	22
Pop Rivets, Backup Washers.....	29
Quick Disconnect Cable Ends, Clamps & Brkts.....	31
Quick Release Pins.....	27
Racers Tape.....	33
Rivets, Solid Aluminum.....	29
Spherical Bearings.....	29
System 1 Products, Oil Filters.....	33
Taper Pins.....	22
Tyraps.....	27
Tie-Downs, Speed Strap.....	33
Weldable Tube Ends.....	30
Weld Tabs.....	30
Wire Lock Pins.....	27
Woodward Prod. Thread Lockers.....	34

NUTS

Acorn Nuts.....	10
Castle Nuts.....	10
Coupling Nuts.....	10
Extruded U-Nut.....	10
Flange Nuts.....	10
Flange Nuts, Metric.....	11
Flexlock Nuts.....	11
Flexlock Nuts, Thin.....	11
Hex Nuts, Grade 5.....	11
Hex Nuts, Grade 8.....	11
Hex Nuts, Metric.....	11
Hex Nuts, Stainless.....	11
Jam Nuts.....	11, 12
Jam Nuts, Aluminum.....	28
Jam Nuts, Stainless.....	12
Jet Nuts.....	12
Nylon Insert Lock Nuts.....	12, 13
Plug Nut.....	13
Spinlock Nuts.....	13
Spinlock Nuts, Stainless.....	13
Spline Nuts.....	13
Stover Locknuts.....	14
12 Point Nuts.....	14
12 Point Nuts, Locking.....	14
Special Application Nuts.....	14

SCREWS

Allen Set Screws.....	16
Flathead Phillips Screw.....	19
Aluminum Phillips Flathead Screw.....	19
Panhead Phillips Sheetmetal Screw.....	20
Ovalhead Phillips Sheetmetal Screw.....	20
Trusshead Phillips Screw.....	20
Wheel Rim Screw.....	20

STUDS

Allen Studs.....	17
Allen Studs, Stainless.....	17
Bellhousing Studs.....	18
Blower Studs.....	18

STUDS

Carburetor Studs.....	18
Coarse/Fine Studs.....	18
Gear Drive Studs.....	18
Head & Main Studs.....	18
Header Studs.....	18
Oil Pan Studs.....	19
Oil Pump Studs.....	19
Special Application Studs.....	19
Set Screws.....	19
Step Studs.....	19
Valve Cover Studs.....	19

TOOLS

Adjustable AN Line Wrench.....	32
AN Line Wrenches.....	32
Battery Cable Connectors.....	32
Bolt Gauge.....	32
Engine Lift Bars.....	32
Main Cap Puller.....	32
Ring Compressors.....	32
Safety Wire, Pliers, Drill Jig.....	32
Spark Plug "T" Wrench.....	33
Storage Drawers.....	32
Time Sert Kits, Inserts.....	21
Big Sert Kits, Big Sert Inserts.....	21
Valve Adjusting Wrench.....	33
Valve Cover "T" Wrench.....	33
Valve Spring Compressor.....	33


WASHERS

Aluminum Washers.....	14
Aluminum Body Washers.....	14
Aluminum Fender Backup Washers.....	14
Anodized Aluminum Beauty Washers.....	14
AN Washers.....	15
AN Washers, Aluminum.....	15
AN Washers, Chrome.....	15
AN Washers.....	15
AN Washers, Thin.....	15
AN Washers, Thin, Stainless.....	15
Beadlock Washer.....	15
Crank Pulley Washers.....	15
External Tooth Lockwashers.....	15
Fender Washers.....	15
Fender Washers, Stainless.....	16
Hi-Collar Splitlock Washers.....	14
Internal Tooth Lockwashers.....	16
MS20002 Chamfered Washers.....	17
Metric Flatwashers.....	16
SAE Flatwashers, Grade 8.....	16
SAE Flatwashers, Stainless.....	16
Splitlock Washers.....	16
Splitlock Washers, Metric.....	16
Splitlock Washers, Stainless.....	17
USS Flatwashers, Grade 8.....	17
USS Flatwashers, Stainless.....	17
4130 Superwashers.....	17

ALLEN BOLT

FINE THREAD

Zinc II Plated (Yellow)



10-32 x	1/4	5/16-24 x	3/4	7/16-20 x	3/4
	3/8		7/8		1
	1/2		1		1 1/4
	5/8		1 1/4		1 1/2
	3/4		1 1/2		1 3/4
	1		1 3/4		2
	1 1/4		2		2 1/2
	1 1/2		2 1/4		3
	1 3/4		2 1/2		3 1/2
	2		2 3/4		4
	2 1/4		3		4 1/2
	2 1/2		3 1/4		5
	3		3 1/2		5 1/2
	3 1/2		4		6
	4		4 1/2	1/2-20 x	1
1/4-28 x	3/8		5		1 1/4
	1/2	3/8-24 x	1/2		1 1/2
	5/8		3/4		1 3/4
	3/4		7/8		2
	7/8		1		2 1/2
	1		1 1/4		3
	1 1/4		1 1/2		3 1/2
	1 1/2		1 3/4		4
	1 3/4		2		4 1/2
	2		2 1/4		5
	2 1/4		2 1/2		5 1/2
	2 1/2		2 3/4		6
	3		3		
	3 1/4		3 1/2		Larger sizes available
	3 1/2		4		upon request
	4		4 1/2		
	4 1/2		5		
5/16-24 x	1/2		5 1/2		
	5/8				

ALLEN BOLT

COARSE THREAD

Zinc II Plated (Yellow)



4-40 x	1/4	10-24 x	3 1/2	5/16-18 x	6	1/2-13 x	1 1/2
	3/8	1/4-20 x	1/2		6 1/2		1 3/4
	1/2		5/8	3/8-16 x	1/2		2
	5/8		3/4		3/4		2 1/4
	3/4		7/8		1		2 1/2
6/32 x	1/4		1		1 1/4		2 3/4
	3/8		1 1/4		1 1/2		3
	1/2		1 1/2		1 3/4		3 1/2
	5/8		1 3/4		2		4
	3/4		2		2 1/4		4 1/2
	1		2 1/4		2 1/2		5
	1 1/4		2 1/2		2 3/4		6
	1 1/2		2 3/4		3		7
	1 3/4		3		3 1/4	5/8-11 x	1
	2		3 1/4		3 1/2		1 1/4
8-32 x	1/4		3 1/2		4		1 1/2
	3/8		4		4 1/2		2
	1/2		4 1/2		5		2 1/2
	5/8		5		5 1/2		3
	3/4		5 1/2		6		4
	1		6		6 1/2		4 1/2
	1 1/4	5/16-18 x	1/2	7/16-14 x	1		5
	1 1/2		5/8		1 1/4		6
	1 3/4		3/4		1 1/2	3/4-10 x	2
	2		7/8		1 3/4		2 1/4
	2 1/2		1		2		2 1/2
	2 3/4		1 1/4		2 1/4		3
10-24 x	3/8		1 1/2		2 1/2		4
	1/2		1 3/4		3		4 1/2
	5/8		2		3 1/4		5
	3/4		2 1/4		3 1/2		More sizes available
	1		2 1/2		4		available
	1 1/4		3		4 1/2		
	1 1/2		3 1/4		5		
	1 3/4		3 1/2		5 1/2		
	2		4		6		
	2 1/4		4 1/2	1/2-13 x	3/4		
	2 1/2		5		1		
	3		5 1/2		1 1/4		

ALLEN BOLT

COARSE THREAD

STAINLESS STEEL




4-40 x	1/2	8-32 x	1	1/4-20 x	1/2	1/4-20 x	4 1/2	5/16-18 x	3 1/2	3/8-16 x	3 1/4	7/16-14 x	2 1/2
	5/8		1 1/4		5/8	5/16-18 x	1/2		4		3 1/2		3
	3/4		1 1/2		3/4		5/8		4 1/2		4		3 1/2
	1		2		1		3/4		5		4 1/2		4
6-32 x	3/8	10-24 x	3/8		1 1/4		7/8	3/8-16 x	3/4		5	1/2-13 x	1
	1/2		1/2		1 1/2		1		1		5 1/2		1 1/2
	3/4		5/8		1 3/4		1 1/4		1 1/4		6		2
	1		3/4		2		1 1/2		1 1/2		6 1/2		2 1/2
	1 1/4		1		2 1/4		1 3/4		1 3/4	7/16-14 x	1		3
	1 1/2		1 1/4		2 1/2		2		2		1 1/4		3 1/2
8-32 x	3/8		1 1/2		2 3/4		2 1/4		2 1/4		1 1/2		4
	1/2		1 3/4		3		2 1/2		2 1/2		1 3/4		
	5/8		2		3 1/2		3		2 3/4		2		
	3/4		2 1/2		4		3 1/4		3		2 1/4		

BOLTS

ALLEN BOLT

FINE THREAD
Stainless Steel



ALLEN BOLTS • FINE THREAD Stainless Steel			Larger sizes available upon request		
10-32 x	1/4	1/4-28 x	1/2	5/16-24 x	2
	3/8		5/8		2 1/2
	1/2		3/4		3
	5/8		1	3/8-24 x	3/4
	3/4		1 1/4		1
	1		1 1/2		1 1/4
	1 1/4		2		1 1/2
	1 1/2	5/16-24 x	1/2		2
	1 3/4		3/4		2 1/2
	2		1		3
	2 1/2		1 1/4		3 1/2
	2 3/4		1 1/2		4




ALLEN BOLT

METRIC THREAD

ALLEN BOLTS • METRIC THREAD					
4.7 x	10mm	6-1.0 x	50mm	10-1.5 x	25mm
	12mm		55mm		30mm
	16mm		60mm		35mm
	20mm		65mm		40mm
	22mm		70mm		50mm
5-8 x	10mm		75mm		60mm
	12mm		80mm		70mm
	14mm		90mm		75mm
	16mm	8-1.25 x	10mm		80mm
	20mm		16mm		90mm
	25mm		20mm		100mm
	30mm		25mm		120mm
	35mm		30mm		140mm
	40mm		35mm		160mm
	50mm		40mm	12-1.75 x	20mm
	55mm		45mm		25mm
6-1.0 x	10mm		50mm		30mm
	12mm		55mm		35mm
	16mm		60mm		40mm
	20mm		70mm		50mm
	25mm		80mm		60mm
	30mm		90mm		70mm
	35mm		100mm		80mm
	40mm	10-1.5 x	16mm		90mm
	45mm		20mm		100mm

BUTTONHEAD ALLEN


FINE THREAD Zinc II Plated (Yellow)



BUTTONHEAD ALLEN • FINE THREAD • Zinc II Plated (Yellow)													
10-32 x	1/4	10-32 x	1 1/4	1/4-28 x	3/4	5/16-24 x	1/2	5/16-24 x	2	3/8-24 x	1 1/2	1/2-20 x	1 1/4
	3/8		1 1/2		1		3/4		2 1/2		1 3/4		1 1/2
	1/2		1 3/4		1 1/4		1	3/8-24 x	1/2		2		2
	5/8		2		1 1/2		1 1/4		3/4		2 1/2		2 1/2
	3/4	1/4-28 x	3/8		1 3/4		1 1/2		1		3		3
	1		1/2		2		1 3/4		1 1/4		3 1/2		

BUTTONHEAD ALLEN

COARSE THREAD
Zinc II Plated (Yellow)



BUTTONHEAD ALLEN • COARSE THREAD • Zinc II Plated (Yellow)							
4-40x	3/8	10-24 x	5/8	5/16-18 x	1 1/4	1/2-13 x	1 1/4
	1/2		3/4		1 1/2		1 1/2
6-32 x	1/4		1		2		1 3/4
	3/8		1 1/2		2 1/2		2
	1/2	1/4-20 x	3/8		3		2 1/2
	3/4		1/2	3/8-16 x	1/2		
	1		5/8		3/4		
	1 1/4		3/4		1		
	1 1/2		1		1 1/4		
8-32 x	3/8		1 1/4		1 1/2		
	1/2		1 1/2		1 3/4		
	5/8		1 3/4		2		
	3/4		2		2 1/4		
	1		2 1/2		2 1/2		
	1 1/2	5/16-18 x	1/2		3		
10-24 x	1/4		5/8		3 1/2		
	3/8		3/4	7/16-14 x	1		
	1/2		1	1/2-13 x	1		

BUTTONHEAD ALLEN

COARSE THREAD STAINLESS STEEL



BUTTONHEAD ALLEN • COARSE THREAD							
4-40x	3/8	10-24 x	3/4	5/16-18 x	1 1/4	1/2-13 x	1
	1/2		1		1 1/2		1 1/4
6-32 x	3/8		1 1/4		2		1 1/2
	1/2		1 1/2		2 1/2		1 3/4
	5/8		2		3		2
	3/4	1/4-20 x	3/8		3 1/2		2 1/2
	1		1/2	3/8-16 x	1/2		3
	1 1/4		5/8		3/4		3 1/2
8-32 x	3/8		3/4		1		
	1/2		1		1 1/4		
	5/8		1 1/4		1 1/2		
	3/4		1 1/2		1 3/4		
	1		2		2		
	1 1/4		2 1/2		2 1/4		
	1 1/2		3		2 1/2		
	2	5/16-18 x	1/2		3		
10-24 x	1/2		3/4		3 1/2		
	5/8		1		4		

BUTTONHEAD ALLEN

FINE THREAD • Stainless Steel



BUTTONHEAD ALLEN • FINE THREAD • Stainless Steel			
10-32 x	3/8	1/4-28 x	1
	1/2		1 1/4
	5/8		1 1/2
	3/4	5/16-24 x	1/2
	1		5/8
	1 1/4		3/4
	1 1/2		1
	2	1/2-20 x	1 1/4
1/4-28 x	1/2		1 1/4
	5/8		2
	3/4		



METRIC THREAD • Steel or Stainless

BUTTONHEAD ALLEN

BUTTONHEAD ALLEN • METRIC THREAD			
4-7x	10mm	6-1.0 x	20mm
	12mm		25mm
	16mm		30mm
5-8x	10mm		35mm
	16mm		40mm
	20mm		45mm
	25mm		50mm
	30mm		60mm
6-1.0 x	10mm	8-1.25 x	16mm
	16mm		20mm
			25mm

FLATHEAD ALLEN

82° TAPER
COARSE THREAD



FLATHEAD ALLEN • COARSE THREAD • Zinc II Plated (Yellow)			
6-32 x	3/8	1/4-20 x	3/8
	1/2		1/2
	5/8		5/8
	3/4		3/4
	1	3/8-16 x	1/2
	1 1/4		3/4
8-32 x	3/8		1
	1/2		1 1/4
	5/8		1 1/2
	3/4		1 3/4
	1		2
	1 1/4		2 1/2
	1 1/2		3
10-24 x	3/8		3 1/2
	1/2		4
	5/8	5/16-18 x	1/2
	3/4		3/4
	7/8		1
	1		1 1/4
	1 1/4		1 1/2
	1 1/2	7/16-14 x	1
	1 3/4		1 1/2
	2		1 3/4
	2 1/2		2

FLATHEAD ALLEN

82° TAPER
FINE THREAD



82° FLATHEAD ALLEN • FINE THREAD • Zinc II Plated (Yellow)					
10-32 x	3/8	1/4-28 x	1 1/2	3/8-24 x	2
	1/2		1 3/4		2 1/2
	5/8		2		3
	3/4		3	7/16-20 x	1
	1	5/16-24 x	1/2		1 1/2
	1 1/4		3/4		1 3/4
	1 1/2		1		2
	2		1 1/4		2 1/2
	2 1/2		1 1/2		3
	3		1 3/4	1/2-20 x	1
1/4-28 x	1/2		2		1 1/4
	3/4	3/8-24 x	3/4		1 1/2
	1		1		2
	1 1/4		1 1/4		2 1/2
	1 1/2		1 1/2		3
	2		2		4
	2 1/2		3		
	3		4		

FLATHEAD ALLEN

90° TAPER



METRIC • Steel or Stainless

90° FLATHEAD ALLEN • METRIC THREAD					
5-.8x	10mm	6-1.0 x	20mm	8-1.25 x	20mm
	14mm		25mm	10-1.5 x	25mm
	16mm		30mm		30mm
	20mm		35mm		35mm
	25mm		45mm		40mm
6-1.0 x	10mm		35mm		45mm
	12mm		40mm		50mm
	16mm	8-1.25 x	16mm		55mm

Larger sizes available



BOLTS

FLATHEAD ALLEN

82° TAPER
COARSE THREAD
Stainless Steel



FLATHEAD ALLEN • COARSE THREAD • Stainless Steel					
4-40 x	3/8	10-24 x	1 1/2	5/16-18 x	2 1/4
	1/2		1 3/4		2 1/2
	5/8		2		3
6-32 x	3/4	1/4-20 x	1/2	3/8-16 x	3/4
	3/8		5/8		1
	1/2		3/4		1 1/4
8-32 x	5/8	1 1/2	1	2	1 1/2
	3/4		1 1/4		1 3/4
	3/8		1 1/2		2
	1/2		1 3/4		2 1/4
	5/8		2		2 1/2
10-24 x	3/4	5/16-18 x	2 1/2	1/2-13 x	3
	1		2 3/4		3 1/2
	1 1/4		3		4
	1 1/2		5/8		1
	3/8		3/4		1 1/2
1/2	1	3/4	1	2	2
	5/8		1 1/4		2 1/2
	3/4		1 1/2		3
	1		1 3/4		
	1 1/4		2		



FLATHEAD ALLEN


82° TAPER
FINE THREAD
Stainless Steel

FLATHEAD ALLEN • FINE THREAD • Stainless Steel					
10-32 x	3/8	1/4-28 x	1/2	5/16-24 x	1 1/4
	1/2		5/8		1 1/2
	5/8		3/4		2
	3/4		1		3/8-24 x 3/4
1 1/4	1	2	1 1/2	1	1
	1 1/4		2		1 1/4
	1 1/2		5/16-24 x 3/4		1 1/2
	2		1		2



Specialty Fasteners Also Has a Large Inventory of NAS Hex Head Bolts (Dimple Head), NAS and MS 12 Point Head Bolts, AN Hex Head Bolts and NAS Titanium Bolts

HEX BOLT GRADE 8 COARSE THREAD




HEX BOLT • GRADE 8 • COARSE THREAD • Zinc II Plated (Yellow)

1/4-20 x	1/2	3/8-16 x	6 1/2	5/8-11 x	1
	5/8		7		1 1/2
	3/4		7 1/2		1 3/4
	1		8		2
1 1/4	Plain	10	2 1/4	2 1/4	2 1/4
	1 1/2		7/16-14 x 3/4		2 1/2
	1 3/4		1		2 3/4
	2		1 1/4		3
	2 1/4		1 1/2		3 1/2
	2 1/2		1 3/4		4
	2 3/4		2		4 1/2
	3		2 1/4		5
	3 1/4		2 1/2		5 1/2
	3 1/2		2 3/4		6
3 3/4	3	3	6 1/2	3/4-10 x	1 1/2
	4		3 1/4		2
	4 1/4		3 1/2		2 1/2
	4 1/2		4		3
	5		4 1/2		Plain 10
	5 1/2		5		Plain 12
	6		5 1/2		3/4-10 x 1 1/2
	5/16-18 x 1/2		6		2
	5/8		6 1/2		2 1/2
	3/4		7		3
1	7 1/2	7 1/2	3 1/2	3 1/2	3 1/2
	1 1/4		8		4
	1 1/2		Plain 10		4 1/2
	1 3/4		1/2-13 x 3/4		5
	2		1		5 1/2
	2 1/4		1 1/4		6
	2 1/2		1 1/2		6 1/2
	2 3/4		1 3/4		7
	3		2		8
	3 1/4		2 1/4		9
3 1/2	2 1/2	2 1/2	Plain 10	Plain 10	10
	3 3/4		2 3/4		Plain 12
	4		3		7/8-9 x 2
	4 1/2		3 1/4		2 1/2
	5		3 1/2		3
	5 1/2		3 3/4		3 1/2
	6		4		4
	6 1/2		4 1/4		4 1/2
	7		4 1/2		5
	3/8-16 x		1/2		5
3/4		5 1/2	6		
1		6	6 1/2		
1 1/4		6 1/2	7		
1 1/2		7	8		
1 3/4		7 1/2	1-8 x 2		
2		8	2 1/2		
2 1/4		8 1/2	3		
2 1/2		9	3 1/2		
2 3/4		Plain 10	4		
3	9/16-12 x 1 3/4	10	4 1/2	4 1/2	4 1/2
	3 1/4		2		5
	3 1/2		2 1/2		5 1/2
	3 3/4		3		6
	4		3 1/2		6 1/2
	4 1/2		4		7
	5		4 1/2		7 1/2
	5 1/2		5		8
	6		5 1/2		

Larger and Longer sizes available..

HEX BOLT GRADE 8

FINE THREAD
Zinc II Plated (Yellow)




HEX BOLT • GRADE 8 • FINE THREAD • Zinc II Plated (Yellow)			
1/4-28 x	1/2	7/16-20 x	1
	5/8		1 1/4
	3/4		1 1/2
	1		1 3/4
	1 1/4		2
	1 1/2		2 1/4
	1 3/4		2 1/2
	2		2 3/4
	2 1/4		3
	2 1/2		3 1/2
2 3/4	4		
3	4 1/2		
3 1/2	5		
4	5 1/2		
4 1/2	6		
5	6 1/2		
5/16-24 x	1/2	7	Plain
	5/8	7 1/2	Plain
	3/4	8	Plain
	7/8	8 1/2	Plain
	1	9	Plain
	1 1/4	10	Plain
	1 1/2	11	Plain
	1 3/4	12	Plain
	2	13	Plain
	2 1/4	14	Plain
2 1/2	15	Plain	
2 3/4	16	Plain	
3	17	Plain	
3 1/2	18	Plain	
4	19	Plain	
4 1/2	20	Plain	
5	21	Plain	
5 1/2	22	Plain	
6	23	Plain	
3/8-24 x	1/2	24	Plain
	3/4	25	Plain
	1	26	Plain
	1 1/4	27	Plain
	1 1/2	28	Plain
	1 3/4	29	Plain
	2	30	Plain
	2 1/4	31	Plain
	2 1/2	32	Plain
	2 3/4	33	Plain
3	34	Plain	
3 1/4	35	Plain	
3 1/2	36	Plain	
4	37	Plain	
4 1/2	38	Plain	
5	39	Plain	
5 1/2	40	Plain	
6	41	Plain	
6 1/2	42	Plain	
7	43	Plain	
7 1/2	44	Plain	
8	45	Plain	
9	46	Plain	
10	47	Plain	
7/16-20 x	3/4	48	Plain
	2	49	Plain

More sizes available

HEX BOLT GRADE 5

COARSE THREAD
Zinc I Plated (Silver)




HEX BOLT • GRADE 5 • COARSE THREAD • Zinc I Plated (Silver)			
1/4 -20 x	1/2	5/16-18 x	2
	5/8		2 1/2
	3/4		3
	1		3 1/2
	1 1/4		4
	1 1/2		4 1/2
	1 3/4		5
	2		5 1/2
	2 1/4		6
	2 1/2		6 1/2
3	7		
3 1/2	7 1/2		
4	8		
4 1/2	8 1/2		
5	9		
5/16-18 x	1/2	3/8 -16 x	1 1/2
	5/8		1 3/4
	3/4		2
	1		2 1/2
	1 1/4		3
	1 1/2		3 1/2
	1 3/4		4
	2		4 1/2
	2 1/4		5
	2 1/2		5 1/2
7/16-14 x	3/4	1/2-13 x	1
	1		1 1/2
	1 1/4		2
	1 1/2		2 1/2
	1 3/4		3
	2		3 1/2
	2 1/4		4
	2 1/2		4 1/2
	2 3/4		5
	3		5 1/2

More sizes available



HEX BOLT ALUMINUM

COARSE OR FINE THREAD



HEX BOLT • ALUMINUM • COARSE THREAD			
1/4-20 x	1/2	5/16-18 x	3/4
	3/4		1
	1		1 1/4
	1 1/4		1 1/2
	1 1/2		2
	1 3/4		2 1/2
	2		3
	2 1/2		3 1/2
	2 3/4		4
	3		4 1/2
5/16-18 x	1/2	3/8-16 x	1 1/4
	5/8		1 1/2
	3/4		2
	1		2 1/2
	1 1/4		3
	1 1/2		3 1/2
	1 3/4		4
	2		4 1/2
	2 1/4		5
	2 1/2		5 1/2
7/16-14 x	1	1-14 x	2
	1 1/4		2 1/2
	1 1/2		3
	1 3/4		3 1/2
	2		4
	2 1/4		4 1/2
	2 1/2		5
	2 3/4		5 1/2
	3		6
	3 1/4		6 1/2
5/16-24 x	1/2	5/16-24 x	1/2
	5/8		3/4
	3/4		1
	1		1 1/4
	1 1/4		1 1/2
	1 1/2		2
	1 3/4		2 1/2
	2		3
	2 1/4		3 1/2
	2 1/2		4
5/16-24 x	1/2	5/16-24 x	1
	5/8		1 1/4
	3/4		1 1/2
	1		2
	1 1/4		2 1/2
	1 1/2		3
	1 3/4		3 1/2
	2		4
	2 1/4		4 1/2
	2 1/2		5


HEX BOLT • ALUMINUM • FINE THREAD

1/4-28 x	1/2	5/16-24 x	1/2	5/16-24 x	1
	3/4		3/4		
	1				

BOLTS

HEX BOLT STAINLESS

COARSE THREAD
Stainless Steel




HEX BOLT • COARSE THREAD • Stainless Steel					
1/4 -20 x	1/2	5/16-18 x	2 1/2	3/8 -16 x	5 1/2
	5/8		3		6
	3/4		3 1/2	7/16-14 x	1
	1	4	1 1/4		
	1 1/4	4 1/2	1 1/2		
	1 1/2	5	2		
	1 3/4	5 1/2	2 1/2		
	2	3/8 -16 x	1/2	3	
	2 1/4		5/8	3 1/2	
	2 1/2	3/4	4		
	2 3/4	1	1/2-13 x	1	
	3	1 1/4		1 1/4	
	3 1/2	1 1/2	1 1/2		
	3 3/4	1 3/4	2		
	4	2	2 1/2		
	4 1/2	2 1/4	3		
	5	2 1/2	3 1/2		
5/16-18 x	1/2	2 3/4	4		
	3/4	3	4 1/2		
	1	3 1/4	5		
	1 1/4	3 1/2	5 1/2		
	1 1/2	3 3/4	6		
	1 3/4	4			
	2	4 1/2			
	2 1/4	5			

Larger sizes available

HEX BOLT METRIC


8.8



HEX BOLT • METRIC THREAD • 8.8					
5-.8x	10mm	8-1.25 x	35mm	10-1.5 x	90mm
	16mm		40mm		100mm
	20mm		45mm		110mm
	25mm		50mm		120mm
	30mm		55mm		140mm
6-1.0 x	10mm	12-1.75 x	20mm		
	12mm		25mm		
	16mm		30mm		
	18mm		35mm		
	20mm		40mm		
	25mm		45mm		
	30mm		50mm		
	35mm		10-1.5 x	60mm	
	40mm			70mm	
	50mm			75mm	
8-1.25 x	12mm	100mm			
	16mm	110mm			
	20mm	120mm			
	25mm	140mm			
	30mm				
	35mm				
	40mm				

HEX BOLT METRIC

10.9



HEX BOLT • METRIC THREAD • 10.9							
6-1.0 x	10mm	8-1.25 x	50mm	10-1.5 x	80mm	12-1.75 x	100mm
	12mm		55mm		90mm		110mm
	16mm		60mm	100mm	14-2.0 x	30mm	
	18mm	70mm	110mm	40mm			
	20mm	75mm	120mm	50mm			
	25mm	80mm	140mm	60mm			
	30mm	90mm	12-1.75 x	20mm	70mm		
	35mm	100mm		25mm	80mm		
	40mm	110mm	30mm	16-2.0 x	30mm		
	50mm	10-1.5 x	35mm		40mm		
60mm	25mm		40mm	50mm			
70mm	30mm	45mm	60mm				
8-1.25 x	12mm	35mm	50mm	70mm			
	16mm	40mm	55mm	80mm			
	20mm	45mm	60mm	90mm			
	25mm	50mm	65mm	100mm			
	30mm	55mm	70mm				
	35mm	60mm	75mm				
	40mm	65mm	80mm	Larger sizes available			
	45mm	70mm	90mm	available			

L9/F911 HEX BOLT

180,000 Min. PSI
COARSE THREAD



L9/F911 HEX BOLT • GRADE 9 • COARSE THREAD <small>Larger sizes available</small>					
1/4-20 x	1/2	3/8-16 x	4 1/2	1/2-13 x	5 1/2
	3/4		5		6
	1		6	6 1/2	
	1 1/2		7	7 1/2	
5/16-18 x	3/4	7/16-14 x	1	9/16-12 x	1 1/2
	1		1 1/4		2
	1 1/4		1 1/2	2 1/2	
	1 1/2		1 3/4	3	
	1 3/4		2	3 1/2	
	2		2 1/4	4	
	2 1/2		2 1/2	4 1/2	
	3		3	5	
	3 1/2		3 1/2	5 1/2	
	4		4	6	
	4 1/2		4 1/2	6 1/2	
	5		5	5/8-11 x	1 1/2
6	6	2			
3/8-16 x	3/4	1/2-13 x	7	2 1/2	
	1		1 1/2	3	
	1 1/4		1 3/4	3 1/2	
	1 1/2		2	4	
	1 3/4		2 1/4	4 1/2	
	2		2 1/2	5	
	2 1/4		3	5 1/2	
	2 1/2		3 1/2	6	
	3		4	6 1/2	
	3 1/2		4 1/2	7	
4	5				

L9/F911 HEX BOLT

180,000
min. PSI

FINE
THREAD



L9/F911 HEX BOLT • GRADE 9 • FINE THREAD

1/4-28 x 3/4	3/8-24 x 3 1/2	1/2-20 x 3 1/4	5/8-18 x 3 1/4
1	4	3 1/2	3 1/2
1 1/4	4 1/2	3 3/4	3 3/4
1 1/2	5	4	4
1 3/4	7/16-20 x 1	4 1/2	4 1/2
2	1 1/4	5	5
5/16-24 x 3/4	1 1/2	5 1/2	5 1/2
1	1 3/4	6	6
1 1/4	2	6 1/2	6 1/2
1 1/2	2 1/2	7	7
1 3/4	3	7 1/2	8
2	3 1/4	8	9
2 1/2	3 1/2	9/16-18 x 1 1/2	3/4-16 x 2
3	4	2	2 1/2
3 1/2	4 1/2	2 1/2	3
4	5	3	3 1/2
4 1/2	5 1/2	3 1/2	4
3/8-24 x 3/4	6	4	4 1/2
1	7	4 1/2	5
1 1/4	1/2-20 x 1	5	5 1/2
1 1/2	1 1/4	5 1/2	6
1 3/4	1 1/2	6	6 1/2
2	1 3/4	5/8-18 x 1 1/2	7
2 1/4	2	2	7 1/2
2 1/2	2 1/4	2 1/4	8
2 3/4	2 1/2	2 1/2	
3	2 3/4	2 3/4	
3 1/4	3	3	


12 POINT BOLT

COARSE THREAD
Zinc II Plated (Yellow)



12 POINT BOLT • COARSE THREAD • Zinc II Plated (Yellow)

1/4-20 x 1/2	5/16-18 x 3 1/2	7/16-14 x 2 3/4
5/8	4	3
3/4	3/8-16 x 5/8	3 1/4
7/8	3/4	3 1/2
1	7/8	4
1 1/4	1	4 1/4
1 1/2	1 1/4	4 1/2
1 3/4	1 1/2	1/2-13 x 1
2	1 3/4	1 1/4
2 1/4	2	1 1/2
2 1/2	2 1/4	1 3/4
2 3/4	2 1/2	2
3	2 3/4	2 1/4
5/16-18 x 1/2	3	2 1/2
5/8	3 1/4	2 3/4
3/4	3 1/2	3
7/8	4	3 1/4
1	4 1/2	3 1/2
1 1/4	5	3 3/4
1 1/2	7/16-14 x 3/4	4
1 3/4	1	4 1/2
2	1 1/4	5
2 1/4	1 1/2	6
2 1/2	1 3/4	7
2 3/4	2	
3	2 1/4	
3 1/4	2 1/2	Larger sizes available



HEADER BOLT

COARSE THREAD
Zinc II Plated (Yellow)

HEADER BOLT • COARSE THREAD • Zinc II Plated (Yellow)

5/16-18 x 3/4	3/8-16 x 1	3/8-16 x 1 1/4
3/8-16 x 3/4		All 7/16 Wrench Size


HEADER BOLT CHROME

COARSE THREAD



HEADER BOLT • COARSE THREAD • Chrome Plated

5/16-18 x 3/4	3/8-16 x 3/4	3/8-16 x 1
----------------------	---------------------	-------------------



ARP Stainless COARSE

HEADER BOLT STAINLESS

HEADER BOLT • COARSE THREAD • Polished Stainless

3/8-16 x 3/4	3/8-16 x 1	3/8 Hex
---------------------	-------------------	---------

If you don't see what you are looking for, please ask. We would be happy to work with you on any special items your company may require!

12 POINT BOLT CHROME

COARSE THREAD
Chrome Plated



12 POINT BOLT • COARSE THREAD • Chrome Plated

1/4-20 x 1/2	5/16-18 x 2	3/8-16 x 2
3/4	2 1/2	2 1/4
1	3	2 1/2
1 1/2	3/8-16 x 5/8	2 3/4
5/16-18 x 1/2	3/4	3
3/4	1	7/16-14 x 1
1	1 1/4	1 1/4
1 1/4	1 1/2	1 1/2
1 1/2	1 3/4	

BOLTS

12 POINT BOLT

FINE THREAD Zinc II Plated (Yellow)



12 POINT BOLT • FINE THREAD • Zinc II Plated (Yellow)			
1/4-28 x 1/2	3/8-24 x 2	1/2-20 x 4	1 1/2
5/8	2 1/4	5	
3/4	2 1/2	5 1/2	
7/8	2 3/4	6	
1	3	6 1/2	
1 1/4	3 1/4	7	
1 1/2	3 1/2	7 1/2	
1 3/4	4	8	
2	4 1/2	5/8-18 x 1	
2 1/2	7/16-20 x 1	1 1/2	
3	1 1/4	2	
5/16-24 x 1/2	1 1/2	2 1/2	
5/8	1 3/4	3	
3/4	2	3 1/2	
7/8	2 1/4	4	
1	2 1/2	4 1/2	
1 1/4	3	5	
1 1/2	3 1/2	5 1/2	
1 3/4	4	6	
2	1/2-20 x 1	7	
2 1/4	1 1/4	3/4-16 x 2	1/2
2 1/2	1 1/2	3	
2 3/4	1 3/4	3 1/2	
3	2	4	
3/8-24 x 5/8	2 1/4	4 1/2	
3/4	2 1/2	5	
7/8	2 3/4	5 1/2	
1	3	6	
1 1/4	3 1/2	6 1/2	
1 1/2	4	7	
1 3/4	4 1/4		Larger sizes available



12 POINT 12.9 METRIC

12 POINT METRIC			
6-1.0x 20mm	8-1.25x 40mm	12-1.75 x 30mm	More sizes available
25mm	10-1.5 x 25mm	35mm	
30mm	30mm	40mm	
8-1.25x 20mm	35mm	50mm	
25mm	40mm	55mm	
30mm	50mm	60mm	
35mm	12-1.75 x 25mm		

FLATHEAD TORX




FLATHEAD TORX				
4-40 x 3/8	8-32 x 1/2	10-32 x 5/8	5/16-18 x 1	1 1/4
3/4	3/4	1	1 1/2	
6-32 x 3/8	1	1/4-20 x 5/8	1	3/4
1/2	10-24 x 1/2	3/4	3/8-16 x 3/4	
5/8	3/4	1	1	
3/4	1	5/16-18 x 3/4	1	1/2
8-32 x 3/8	10-32 x 1/2	1	More sizes available	



BUTTONHEAD TORX

BUTTONHEAD TORX		
More sizes available		
6-32 x 3/8	10-24 x 1/2	1/4-20 x 1/2
1/2	5/8	3/4
5/8	3/4	5/16-18 x 3/4
8-32 x 3/8	1	1
1/2	10-32 x 1/2	3/8-16 x 3/4
5/8	3/4	1
3/4	1	

SPINLOCK OIL PAN BOLT




SPINLOCK OIL PAN BOLT • COARSE • Zinc II Plated (Yellow)				
1/4-20 x 3/8	5/16-18 x 1/2	5/16-18 x 1 1/2	3/8-16 x 1 1/2	
1/2	5/8	3/8-16 x 1/2	6-1.0 x 12mm	
5/8	3/4	3/4	10-1.5 25mm	
3/4	1	1		
1	1 1/4	1 1/4		



SPINLOCK OIL PAN BOLT CHROME COARSE THREAD

SPINLOCK OIL PAN BOLT • COARSE • Chrome Plated	
1/4-20 x 1/2	5/16-18 x 1/2

CARRIAGE BOLT STAINLESS COARSE THREAD



CARRIAGE BOLT • COARSE • Stainless Steel				
10-24 x 3/4	1/4-20 x 3 1/2	5/16-18 x 4	3/8-16 x 4 1/2	
1	4	5	7/16-14 x 1 1/2	
1 1/4	5/16-18 x 3/4	3/8-16 x 3/4	2	
1/4-20 x 3/4	1	1	1/2-13 x 1	
1	1 1/4	1 1/4	1 1/4	
1 1/4	1 1/2	1 1/2	1 1/2	
1 1/2	2	2	2	
2	2 1/2	2 1/2	2 1/2	
2 1/2	3	3	3	
3	3 1/2	4		

CAM GEAR BOLT

Black Oxide



CAM GEAR BOLT

5/16-24 x .400 5/16 12 point wrench	5/16-24 x .400 3/8 12 point wrench	5/16-24 x .550 3/8 12 point wrench
--	---	---

CLUTCH BOLT

CLUTCH BOLT

5/16-18	3/8-16
----------------	---------------



FLEXPLATE BOLT



FLEXPLATE BOLT

7/16-20 x 1/2 Mopar	7/16-20 x 11/16 General Motors	7/16-20 x 3/4 Ford
-------------------------------	--	------------------------------

FLYWHEEL BOLT

FLYWHEEL BOLT

7/16-20 x 1	1/2-20 x 1	1/2-20 x 1 (12 point)
--------------------	-------------------	------------------------------



RING GEAR BOLT

RING GEAR BOLT

3/8-24 x 5/8 GM	7/16-20 x .950 (12 point)	1/2-20 x 15/16 (12 point)
3/8-24 x 7/8 (Left) Mopar	7/16-20 x 1.200 (12 point)	1/2-20 x 1 3/16 (12 point)
7/16-20 x 7/8 (Left) GM	...	

TORQUE CONVERTER BOLT

TORQUE CONVERTER BOLT

3/8-16 x 1/2 GM	5/16-24 x 1/2 Mopar	3/8-24 Locknuts Ford
3/8-24 x 1/2 GM		



ACORN NUT STAINLESS

Stainless Steel




ACORN NUT • Stainless Steel

10-24	5/16-18	6-1.0mm
10-32	5/16-24	8-1.25mm
1/4-20	3/8-16	10-1.5mm
1/4-28	3/8-24	

CASTLE NUT

Mild Steel



CASTLE NUT • Mild Steel

5/16-24	7/16-20	9/16-18
3/8-24	1/2-20	5/8-18

COUPLING NUT

Zinc I Plated (Silver)



COUPLING NUT • Zinc I Plated (Silver)

1/4-20 x 7/8	1/2-13 x 1 3/4	3/8-24 x 1 1/8
5/16-18 x 1 1/8	1/4-28 x 7/8	1/2-20 x 1 1/4
3/8-16 x 1 1/8	5/16-24 x 7/8	

EXTRUDED U-NUT




EXTRUDED U-NUT

10-24	5/16-18	3/8-16
1/4-20		

FLANGE NUT

Zinc II Plated (Yellow)



FLANGE NUT • Zinc II Plated (Yellow)

1/4-20	3/8-16	1/2-13	3/4-16
1/4-28	3/8-24	1/2-20	
5/16-18	7/16-14	5/8-11	
5/16-24	7/16-20	5/8-18	

NUTS

FLANGE NUT METRIC



FLANGE NUT

6-1.0mm	10-1.25mm	12-1.75mm
8-1.25mm	10-1.5mm	

HEX NUT

GRADE 5

Zinc I Plated (Silver)




HEX NUT • GRADE 5 • Zinc II Plated (Silver)

1/4-20	3/8-24	5/8-11
1/4-28	7/16-14	5/8-18
5/16-18	7/16-20	3/4-10
5/16-24	1/2-13	3/4-16
3/8-16	1/2-20	

FLEXLOCK NUT

Zinc II Plated (Yellow)



FLEXLOCK NUT • Zinc II Plated (Yellow)

8-32	5/16-24	1/2-20
10-24	3/8-16	5/8-11
10-32	3/8-24	5/8-18
1/4-20	7/16-14	3/4-10
1/4-28	7/16-20	3/4-16
5/16-18	1/2-13	

HEX NUT METRIC




HEX NUT • METRIC

5-.8mm	10-1.0mm	12-1.75mm
6-1.0mm	10-1.25mm	14-2.0mm
7-1.0mm	10-1.5mm	16-2.0mm
8-1.0mm	12-1.25mm	
8-1.25mm	12-1.5mm	

FLEXLOCK NUT THIN


Zinc II Plated (Yellow)



FLEXLOCK NUT • Zinc II Plated (Yellow)

8-32	5/16-24	1/2-20
10-24	3/8-16	5/8-18
10-32	3/8-24	3/4-16
1/4-20	7/16-14	
1/4-28	7/16-20	
5/16-18	1/2-13	

HEX NUT STAINLESS




HEX NUT • Stainless Steel

4-40	5/16-24	5/8-18
6-32	3/8-16	3/4-10
8-32	3/8-24	3/4-16
10-24	7/16-14	
10-32	7/16-20	
1/4-20	1/2-13	
1/4-28	1/2-20	
5/16-18	5/8-11	

HEX NUT

GRADE 8

Zinc II Plated (Yellow)




HEX NUT • GRADE 8 • Zinc II Plated (Yellow)

1/4-20	7/16-20	3/4-10
1/4-28	1/2-13	3/4-16
5/16-18	1/2-20	7/8-9
5/16-24	9/16-12	7/8-14
3/8-16	9/16-18	1-8
3/8-24	5/8-11	1-14
7/16-14	5/8-18	

JAM NUT

RIGHT HAND THREAD

Zinc II Plated (Yellow)



JAM NUT • RIGHT HAND THREAD • Zinc II Plated (Yellow)

8-32	7/16-14	3/4-10
10-24	7/16-20	3/4-16
1/4-20	1/2-13	7/8-9
1/4-28	1/2-20	7/8-14
5/16-18	9/16-12	1-14
5/16-24	9/16-18	1 1/4-12
3/8-16	5/8-11	
3/8-24	5/8-18	

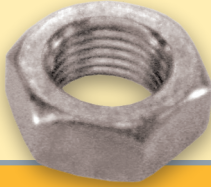
JAM NUT

LEFT HAND THREAD
Zinc II Plated (Yellow)



JAM NUT • LEFT HAND THREAD • Zinc II Plated (Yellow)

10-32	7/16-20	7/8-14
1/4-28	1/2-20	1-14
5/16-24	5/8-18	1 1/4-12
3/8-24	3/4-16	



JAM NUT

METRIC Zinc Plated

JAM NUT • METRIC • Zinc II Plated (Yellow)

8-1.25mm	16-1.5mm	20-1.5mm
10-1.5mm	18-15mm	
12-1.75mm	18-2.5mm	

JAM NUT STAINLESS

LEFT HAND THREAD
Stainless Steel



JAM NUT • LEFT HAND THREAD • Stainless Steel

1/4-28	5/16-24	3/8-24	7/16-20
--------	---------	--------	---------



JAM NUT STAINLESS

RIGHT HAND THREAD
Stainless Steel

JAM NUT • RIGHT HAND THREAD • Stainless Steel

1/4-20	3/8-24	5/8-11
1/4-28	7/16-14	5/8-18
5/16-18	7/16-20	3/4-10
5/16-24	1/2-13	3/4-16
3/8-16	1/2-20	

JET NUT

REDUCED WRENCH SIZE
Moly and Cadmium available in most sizes




JET NUT • Reduced Wrench Size

6-32	1/4-28	7/16-20
8-32	5/16-24	1/2-20
10-32	3/8-24	5/8-18

NYLON INSERT LOCK NUT

GRADE 8 • Zinc II Plated (Yellow)



NYLON INSERT LOCK NUT • GRADE 8 • Zinc II Plated (Yellow)

6-32	3/8-16	5/8-11
8-32	3/8-24	5/8-18
10-24	7/16-14	3/4-10
10-32	7/16-20	3/4-16
1/4-20	1/2-13	1-8
1/4-28	1/2-20	1-14
5/16-18	9/16-12	
5/16-24	9/16-18	



NYLON INSERT LOCK NUT

Zinc I Plated (Silver)

NYLON INSERT LOCK NUT • Zinc I Plated (Silver)

4-40	1/4-28	1/2-13	3/4-16
5-40	5/16-18	1/2-20	7/8-9
6-32	5/16-24	9/16-12	7/8-14
8-32	3/8-16	9/16-18	1-8
10-24	3/8-24	5/8-11	1-14
10-32	7/16-14	5/8-18	
1/4-20	7/16-20	3/4-10	

NYLON INSERT LOCK NUT THIN

Zinc I Plated (Silver)




NYLON INSERT LOCK NUT THIN • Zinc I Plated (Silver)

6-32	5/16-18	1/2-13
8-32	5/16-24	1/2-20
10-24	3/8-16	5/8-18
10-32	3/8-24	
1/4-20	7/16-14	
1/4-28	7/16-20	

NYLON INSERT LOCK NUT THIN

GRADE 8 • Zinc II Plated (Yellow)



NYLON INSERT LOCK NUT THIN • GRADE 8 • Zinc II Plated (Yellow)

6-32	5/16-24	3/4-16
8-32	3/8-24	
10-32	7/16-20	
1/4-28	1/2-20	

NUTS

NYLON INSERT LOCK NUT ALUMINUM



NYLON INSERT LOCK NUT • ALUMINUM

8-32	1/4-28	3/8-24
10-24	5/16-18	7/16-20
10-32	5/16-24	1/2-20
1/4-20	3/8-16	

NYLON INSERT LOCK NUT METRIC



NYLON INSERT LOCK NUT • METRIC

3-.7mm	8-1.0mm	12-1.25mm
4-.7mm	8-1.25mm	12-1.5mm
5-.8mm	10-1.0mm	12-1.75mm
6-1.0mm	10-1.25mm	14-2.0mm
7-1.0mm	10-1.5mm	16-2.0mm

NYLON INSERT LOCK NUT THIN ALUMINUM



NYLON INSERT LOCK NUT THIN • ALUMINUM

8-32	1/4-28	7/16-20
10-24	5/16-24	1/2-20
10-32	3/8-24	

NYLON INSERT LOCK NUT STAINLESS



NYLON INSERT LOCK NUT • Stainless Steel

4-40	5/16-18	1/2-20	5-.8mm
6-32	5/16-24	5/8-11	6-1.0mm
8-32	3/8-16	5/8-18	8-1.25mm
10-24	3/8-24	3/4-10	10-1.5mm
10-32	7/16-14	3/4-16	
1/4-20	7/16-20	1-8	
1/4-28	1/2-13	1-14	


NYLON INSERT LOCK NUT THIN STAINLESS



NYLON INSERT LOCK NUT THIN • Stainless Steel

6-32	1/4-28	7/16-14
8-32	5/16-18	7/16-20
10-24	5/16-24	1/2-20
10-32	3/8-16	5/8-18
1/4-20	3/8-24	

PLUG NUT



PLUG NUT

1/4-28	5/16-24	3/8-24
--------	---------	--------

SPINLOCK NUT

Zinc II Plated (Yellow)



SPINLOCK NUT • Zinc II Plated (Yellow)

10-24	5/16-24	7/16-20
10-32	3/8-16	1/2-13
1/4-20	3/8-24	1/2-20
1/4-28	7/16-14	5/8-11
5/16-18		


SPINLOCK NUT STAINLESS



SPINLOCK NUT • Stainless Steel

10-24	1/4-28	3/8-16
10-32	5/16-18	3/8-24
1/4-20	5/16-24	1/2-13

SPLINE NUT



SPLINE NUT

1/4-28	5/16-24	3/8-24
--------	---------	--------

NUTS/WASHERS

12 POINT NUT NON-LOCKING



12 POINT NUT • NON-LOCKING

1/4-20	5/16 Wrench	7/16-20	1/2 Wrench
1/4-28	5/16 Wrench	7/16-20	9/16 Wrench
5/16-18	3/8 Wrench	1/2-13	9/16 Wrench
5/16-24	3/8 Wrench	1/2-20	9/16 Wrench
3/8-16	7/16 Wrench	1/2-20	5/8 Wrench
3/8-24	7/16 Wrench	1/2-20	11/16 Wrench
9/16-24	1/2 Wrench	9/16-18	11/16 Wrench
7/16-14	1/2 Wrench	5/8-18	13/16 Wrench



12 POINT NUT METRIC • NON-LOCKING

12 POINT NUT METRIC • NON-LOCKING

6-1.0mm	10-1.25mm	12-1.25mm
8-1.25mm	10-1.5mm	12-1.75mm



12 POINT NUT STAINLESS • NON-LOCKING

12 POINT NUT • STAINLESS • NON-LOCKING

1/4-20	5/16-18	3/8-16	7/16-14	1/2-13
1/4-28	5/16-24	3/8-24	7/16-20	

12 POINT NUT LOCKING



12 POINT NUT • LOCKING

10-32	3/8-24	9/16-18
1/4-28	7/16-20	5/8-18
5/16-24	1/2-20	3/4-16

STOVER LOCK NUT



STOVER LOCK NUT

1/4-20	3/8-16	1/2-13	5/8-11	7/8-9
1/4-28	3/8-24	1/2-20	5/8-18	7/8-14
5/16-18	7/16-14	9/16-12	3/4-10	1-8
5/16-24	7/16-20	9/16-18	3/4-16	1-14



STOVER LOCK NUT METRIC

STOVER LOCK NUT • METRIC

6-1.0mm	10-1.25mm	12-1.75mm	14-2.0mm
8-1.25mm	10-1.5mm	14-1.5mm	16-2.0mm

SPECIAL APPLICATION NUTS



SPECIAL APPLICATION NUTS

7/16-20	Head/Main Stud - 5/8 wrench
1/2-20	Head/Main Stud - 3/4 wrench
9/16-18	Head/Main Stud - 7/8 wrench
7/16-20	Inner Head Stud with flange - 9/16 wrench
3/8-16	Intake Manifold with flange - 1/2 wrench


ALUMINUM WASHERS



ALUMINUM WASHERS

#10 (3/16) x .872 OD Flat
#10 (3/16) x .872 OD 100 Degree Counter sunk


ALUMINUM BODY WASHERS



ALUMINUM BODY WASHERS

5/16 x 1.350 82 Degree Countersunk

ALUMINUM FENDER BACKUP WASHERS



ALUMINUM FENDER BACKUP WASHERS

#10 .755 O.D. x .030 Thick

ANODIZED ALUMINUM BEAUTY WASHERS



Available in Clear, Black, Blue, Red, Gold, Green and Purple

ANODIZED ALUMINUM BEAUTY WASHERS

#10	5/16	7/16
1/4	3/8	1/2

WASHERS



AN WASHER

AN WASHER

#6	.375 OD x .155 ID032 Thick	1/2	.882 OD x .512 ID062 Thick
#8	.375 OD x .159 ID032 Thick	9/16	1.062 OD x .574 ID062 Thick
#10	.443 OD x .204 ID062 Thick	5/8	1.187 OD x .640 ID062 Thick
1/4	.500 OD x .264 ID062 Thick	3/4	1.312 OD x .762 ID087 Thick
5/16	.562 OD x .325 ID062 Thick	7/8	1.500 OD x .884 ID093 Thick
3/8	.625 OD x .387 ID062 Thick	1	1.745 OD x 1.010 ID078 Thick
7/16	.755 OD x .452 ID062 Thick			



AN WASHER THIN STAINLESS

AN WASHER THIN • STAINLESS • Approximately .030 Thick

#10	5/16	7/16
1/4	3/8	1/2

AN WASHER ALUMINUM



AN WASHER • ALUMINUM • Approximately .060 Thick

#10	5/16	7/16
1/4	3/8	1/2

Some Larger sizes available

BEADLOCK WASHER



BEADLOCK WASHER

5/16	.592 OD090 Thick
------	---------	----------------



AN WASHER CHROME

AN WASHER • CHROME • Approximately .060 Thick

1/4	5/16	3/8	3/8	1/2
-----	------	-----	-----	-----

AN WASHER STAINLESS



AN WASHER • STAINLESS • Approximately .060 Thick

#8	1/4	3/8	1/2	5/8
#10	5/16	7/16	9/16	3/4



AN WASHER THIN

AN WASHER

#8	.375 OD, .159 ID016 Thick	7/16	.755 OD, .452 ID031 Thick
#10	.443 OD, .204 ID025 Thick	1/2	.882 OD, .512 ID031 Thick
1/4	.500 OD, .264 ID030 Thick	9/16	1.062 OD, .574 ID031 Thick
5/16	.562 OD, .325 ID,031 Thick	5/8	1.187 OD, .640 ID032 Thick
3/8	.625 OD, .387 ID031 Thick	3/4	1.325 OD, .750 ID037 Thick



CRANK PULLEY WASHER

CRANK PULLEY WASHER • Approximately .312 Thick


7/16 - 1 3/4" O.D.	1/2 - 2" O.D.	5/8 - 2" O.D.
--------------------	---------------	---------------

EXTERNAL TOOTH LOCK WASHER



EXTERNAL TOOTH LOCK WASHER

#10	7/16	#10 Stainless	7/16 Stainless
1/4	1/2	1/4 Stainless	1/2 Stainless
5/16		5/16 Stainless	
3/8		3/8 Stainless	




FENDER WASHER

FENDER WASHER

#10	7/8" O.D.	5/16	1 1/2" O.D.	1/2	2" O.D.
1/4	1 1/4" O.D.	3/8	1 1/2" O.D.		

FENDER WASHER STAINLESS



FENDER WASHER • Stainless Steel

#10	7/8" OD	5/16	1 1/4" OD	3/8	1 1/2" OD
1/4	1" OD	5/16	1 1/2" OD	1/2	1 1/2" OD
1/4	1 1/4" OD	3/8	1 1/4" OD	1/2	2" OD



HI-COLLAR SPLITLOCK WASHER

HI-COLLAR SPLITLOCK WASHER

1/4	5/16	3/8
-----	------	-----

INTERNAL TOOTH LOCK WASHER



INTERNAL TOOTH LOCK WASHER

#10	7/16	#8	Stainless	3/8	Stainless
1/4	1/2	#10	Stainless	7/16	Stainless
5/16		1/4	Stainless	1/2	Stainless
3/8		5/16	Stainless		



S.A.E. GRADE 8 FLAT WASHER

SAE GRADE 8 FLAT WASHER

1/4	.625 OD, .285 ID	.062 Thick
5/16	.687 OD, .340 ID	.062 Thick
3/8	.810 OD, .405 ID	.068 Thick
7/16	.928 OD, .470 ID	.062 Thick
1/2	1.072 OD, .545 ID	.102 Thick
9/16	1.168 OD, .587 ID	.080 Thick
5/8	1.312 OD, .650 ID	.112 Thick
3/4	1.470 OD, .815 ID	.120 Thick
7/8	1.750 OD, .950 ID	.137 Thick
1	2.00 OD, 1.080 ID	.140 Thick




FLAT WASHER METRIC

METRIC FLAT WASHER

4 mm	6 mm	10 mm	14 mm	20 mm
5 mm	8 mm	12 mm	16 mm	

S.A.E. FLAT WASHER STAINLESS



SAE FLAT WASHER • Stainless Steel

#10 x .495 OD	3/8 x .810 OD	5/8 x 1.310 OD
1/4 x .622 OD	7/16 x .920 OD	
5/16 x .687 OD	1/2 x 1.060 OD	



SPLITLOCK WASHER



SPLITLOCK WASHER

#8	1/4	3/8	1/2	5/8	7/8
#10	5/16	7/16	9/16	3/4	1



SPLITLOCK WASHER METRIC

SPLITLOCK WASHER • METRIC

5 mm	8 mm	12 mm	16 mm
6 mm	10 mm	14 mm	20 mm

SPLITLOCK WASHER STAINLESS



SPLITLOCK WASHER • Stainless Steel

#6	#10	5/16	7/16	5/8
#8	1/4	3/8	1/2	3/4

WASHERS/STUDS



U.S.S. GRADE 8 FLAT WASHER

USS GRADE 8 FLAT WASHER


1/4	.730 O.D.	.310 I.D.	.062 Thick	5/8	1.750 O.D.	.687 I.D.	.112 Thick
5/16	.880 O.D.	.378 I.D.	.070 Thick	3/4	2.000 O.D.	.820 I.D.	.125 Thick
3/8	1.000 O.D.	.438 I.D.	.070 Thick	7/8	2.250 O.D.	.928 I.D.	.140 Thick
7/16	1.250 O.D.	.500 I.D.	.070 Thick	1	2.500 O.D.	1.05 I.D.	.140 Thick
1/2	1.375 O.D.	.562 I.D.	.093 Thick				

U.S.S. FLAT WASHER STAINLESS



USS FLAT WASHER • Stainless Steel

#10 x .562 OD	5/16 x .870 OD	7/16 x 1.125 OD	5/8 x 1.520 OD
1/4 x .730 OD	3/8 x 1.00 OD	1/2 x 1.240 OD	



MS20002 WASHER

MS20002 WASHER • Chamfered

1/4... .528 OD	3/8... .688 OD	1/2... .875 OD	3/4... 1.20 OD
5/16... .592 OD	7/16... .780 OD	5/8... 1.06 OD	




4130 SUPERWASHER

4130 SUPERWASHER

1/4	.587 OD, .265 ID	.120 Thick
5/16	.682 OD, .327 ID	.120 Thick
3/8	.750 OD, .395 ID	.120 Thick
3/8	Ground-Black - .750 OD, .395 ID	.115 Thick
7/16	*Ground-Black - .815 OD, .441 ID	.115 Thick
1/2	*Ground-Black - .880 OD, .508 ID	.115 Thick
9/16	*Ground-Black - 1.000 OD, .575 ID	.120 Thick
5/8	Ground-Black - 1.130 OD, .640 ID	.120 Thick

* Have Chamfer



ALLEN STUDS SET SCREWS


COARSE THREAD-CUP POINT
Black Oxide or Zinc II Plated (Yellow)

ALLEN STUD/SET SCREWS • COARSE THREAD • Black Oxide or Zinc II Plated (Yellow)

6-32 x	1/4	1/4-20 x	5/8	5/16-18 x	1 1/2	3/8-16 x	4
	3/8		3/4		1 3/4	7/16-14 x	3/8
	1/2		1		2		1/2
8-32 x	1/4		1 1/4		2 1/4		3/4
	3/8		1 1/2		2 1/2		1
	1/2		1 3/4		3		1 1/2
	3/4		2	3/8-16 x	3/8		1 3/4
10-24 x	1/4		2 1/2		1/2		2
	3/8		3		3/4		3
	1/2	5/16-18 x	1/4		1	1/2-13 x	1/2
	5/8		3/8		1 1/4		3/4
	3/4		1/2		1 1/2		1
	1		5/8		1 3/4		1 1/2
1/4-20 x	1/4		3/4		2		2
	3/8		1		3		
	1/2		1 1/4		3 1/2		Other sizes available


ALLEN STUDS SET SCREWS

FINE THREAD-CUP POINT
Black Oxide or Zinc II Plated (Yellow)



ALLEN STUD/SET SCREWS • FINE THREAD • Black Oxide or Zinc II Plated (Yellow)

10-32 x	1/4	1/4-28 x	1	5/16-24 x	1 3/4	3/8-24 x	3
	3/8		1 1/4		2	7/16-20 x	3/4
	1/2		1 1/2	3/8-24 x	3/8		1
	5/8		1 3/4		1/2		1 1/4
	3/4	5/16-24 x	1/4		5/8		1 1/2
	1		3/8		3/4		2
	1 1/4		1/2		1	1/2-20 x	1 1/2
1/4-28 x	1/4		5/8		1 1/4		2
	3/8		3/4		1 1/2		2 1/2
	1/2		1		1 3/4		
	5/8		1 1/4		2		Larger sizes available
	3/4		1 1/2		2 1/2		



ALLEN STUD STAINLESS

ALLEN STUD • Stainless Steel

6/32 x	1/4	10/24 x	1/2	1/4-20 x	1 3/4	5/16-18 x	2
	3/8		3/4		2	3/8-16 x	3/4
	1/2		1		5/16-18 x		1
8/32 x	1/4	1/4-20 x	1/2		3/4		1 1/4
	3/8		3/4		1		1 1/2
	1/2		1		1 1/4		2
	3/4		1 1/4		1 1/2		2 1/2
	1		1 1/2		1 3/4		



BELLHOUSING STUDS

Black Oxide & Titanium



BELLHOUSING STUDS

3/8 x 2 1/8.....Overall Length	3/4-16 x 1 3/4.....Overall Length
3/8 x 2 5/16.....Overall Length	3/4-16 x 1 5/8.....Titanium
7/16-14 x 3/8-24 x 2 1/4	7/16 x 1 1/4Press-in
7/16 x 2 1/8 82° Taper	7/16 x 1 1/4...Press-in Titanium
7/16 x 2 1/2 82° Taper	7/16 x 1 3/4Press-in



BLOWER STUDS

BLOWER STUDS

COARSE/FINE

7/16 x 2 1/4 Overall Length.....Aluminum.....Allen Key Install
7/16 x 2 1/2 Overall Length.....Aluminum Allen Key Install
7/16 x 3 1/4 Overall Length.....Aluminum.....5/16 Hex Install
7/16 x 2 1/2 - Steel-Gold

CARBURETOR STUDS

BLACK OXIDE



CARBURETOR STUDS • Black Oxide

COARSE/FINE

5/16 x 2	5/16 x 2 3/4	5/16 x 4 1/2
2 1/8	3	5
2 1/4	3 1/2	
2 1/2	4	

COARSE/FINE STUDS

Zinc II Plated (Yellow)

COARSE/FINE STUDS • Zinc II Plated (Yellow)

1/4 x 1	5/16 x 3	3/8 x 4
1 1/4	3 1/2	7/16 x 1 1/2
1 1/2	4	1 3/4
2	3/8 x 1 1/4	2
5/16 1	1 1/2	2 1/2
1 1/4	1 3/4	1/2 x 2 Black Oxide
1 1/2	2	2 1/4 Black Oxide
1 3/4	2 3/8	2 1/2 Black Oxide
2	2 3/4	3 Black Oxide
2 1/2	3	

GEAR DRIVE STUDS

COARSE/FINE • Black Oxide



GEAR DRIVE STUDS • Black Oxide

5/16 x 1 1/4	3/8 x 1 1/4
--------------	-------------

HEAD STUDS

SHORT/COARSE Black Oxide



HEAD STUDS • SHORT COARSE • Black Oxide

7/16 x 2 1/2	7/16 x 3 1/4	7/16 x 4 1/2
2 3/4	3 3/4	4 3/4
3 1/8	4	5

Fine threaded end measures 1" Coarse threaded end measures 3/4"

HEAD & MAIN STUDS

Black Oxide



HEAD & MAIN STUDS • Black Oxide

7/16 x 2 3/4	7/16 x 6.4	1/2 x 5 1/4
3	6 1/2	5.4
3.3	6 3/4	5 1/2
3 1/2	7	6
3.6	7 1/4	6 1/8
3 3/4	7 3/8	6 1/2
4	1/2 x 2 3/4	7 9/16
4 1/4	3	8
4 1/2	3 5/8	8 1/2
4 3/4	3.8	9/16 x 4 3/4
5	4 1/16	5 1/4
5 1/4	4.4	5 7/8
5 1/2	4 5/8	6 1/8
6	4 3/4	
6 1/8	5	

7/16" fine thread end measures 1" and coarse thread end measures 1"

1/2" fine thread end measures 1 1/4" and coarse thread end measures 1 1/4"

HEADER STUDS

COARSE/FINE • Black Oxide



HEADER STUDS • COARSE/FINE • Black Oxide

3/8 x 1 1/2	1.70 Overall Length
1 3/4	1.90 Overall Length
2	2.25 Overall Length

STUDS/SCREWS

OIL PAN STUDS


COMPETITION • Black Oxide



OIL PAN STUDS • COMPETITION • Black Oxide					
1/4 x	1 1/4	5/16 x	1 3/8	5/16 x	1 5/8
	1 1/2				

OIL PUMP STUDS


CHEVY V8 • Black Oxide



OIL PUMP STUDS • CHEVY V8 • Black Oxide	
7/16 x	3 1/8

STEP STUDS

Zinc II Plated (Yellow)



STEP STUDS • Zinc II Plated (Yellow)	
1/4-28 x 5/16-18 x 1	3/8-24 x 7/16-14 x 1 7/8
5/16-24 x 3/8-16 x 1 1/4	


VALVE COVER STUDS

Black Oxide



VALVE COVER STUDS • Black Oxide		COARSE/FINE	
1/4 x	1 1/4	1/4 x	2 5/16
	1 1/2		2 1/2
	1.700 Coarse/Coarse		3
	2		4 1/2
		5/16 x	1.80
			1.80 Coarse/Coarse
			1.70 Step
			2.45 Step

PHILLIPS FLATHEAD ALUMINUM



100°

PHILLIPS FLATHEAD SCREW • 100° • ALUMINUM		
10-32 x	3/8	10-32 x 5/8
	1/2	10-32 x 3/4

SPECIAL APPLICATION STUDS



SPECIAL APPLICATION STUDS

5/16 x 2 1/2	Coarse/Fine Mag Hold Down Stud
3/8-24 x 1 5/8	Fine/Fine Blower Pulley Stud
5/16-18 x 3 3/8	Coarse/Coarse Blower Starter Stud
5/16-18 x 4	Coarse/Coarse Blower Starter Stud
3/8-24 x 1 9/16	Rear End Housing Stud
3/8 x 2 1/4	Coarse/Fine Idler Bracket Stud
3/8 x 2 1/2	Coarse/Fine Idler Bracket Stud
3/8 x 2 5/8	Coarse/Fine Idler Bracket Stud
3/8 x 3	Coarse/Fine Idler Bracket Stud
3/8 x 3 1/4	Coarse/Coarse Manifold Stud
3/8 x 3 5/8	Coarse/Coarse Manifold Stud
3/8 x 4 1/8	Coarse/Coarse Manifold Stud

PHILLIPS FLATHEAD SCREW


100° • Zinc I Plated (Silver) or Zinc II Plated (Yellow)



PHILLIPS FLATHEAD SCREW • Zinc I Plated (Silver) or Zinc II Plated (Yellow)

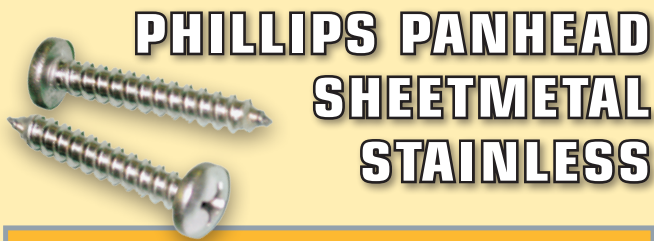
8-32 x	1/2	10-32 x	3/8	10-32 x	7/8
	5/8		1/2		1
	3/4		5/8		1 1/4
	1		3/4		

PHILLIPS FLATHEAD SHEETMETAL STAINLESS



PHILLIPS FLATHEAD SHEETMETAL SCREW • STAINLESS


#4 x	1/2	#8 x	1	#12 x	1
	3/4		1 1/4		1 1/2
	1		1 1/2		2
#6 x	1/2	#10 x	3/4		2 1/2
	3/4		1		3
	1		1 1/2	#14 x	1 1/2
#8 x	1/2		2 1/2		
	3/4	#12 x	3/4		More sizes available



PHILLIPS PANHEAD SHEETMETAL STAINLESS

PHILLIPS PANHEAD SHEETMETAL SCREW • STAINLESS							
#6 x	1/2	#8 x	1	#12 x	1/2	#14 x	1
	3/4		1 1/4		3/4		1 1/4
	1		1 1/2		1		1 1/2
	1 1/2	#10 x	1/2		1 1/4		2
#8 x	3/8		3/4		1 1/2		
	1/2		1	#14 x	1/2		
	3/4		1 1/2		3/4		

PHILLIPS OVALHEAD SHEETMETAL SCREW STAINLESS



PHILLIPS OVALHEAD SHEETMETAL SCREW • STAINLESS			
#6 x	1/2	#8 x	1
	3/4		1 1/4
	1		1 1/2
	1 1/2	#10 x	3/4
#8 x	3/4		1
			1 1/2



PHILLIPS FLATHEAD STAINLESS


100° • STAINLESS

PHILLIPS FLATHEAD SCREW • 100° • STAINLESS			
8-32 x	1/2	8-32 x	1
	5/8		1 1/2
	3/4	10-32 x	1/2
	7/8		5/8
			More sizes available

PHILLIPS TRUSSHEAD ALUMINUM



PHILLIPS TRUSSHEAD SCREW • ALUMINUM			
8-32 x	3/8	8-32 x	3/4
	1/2	10-32 x	3/8
	5/8		1/2
		10-32 x	5/8
			1



PHILLIPS TRUSSHEAD STEEL

Zinc I Plated (Silver) or Zinc II Plated (Yellow)


PHILLIPS TRUSSHEAD SCREW • STEEL • Zinc I Plated (Silver) or Zinc II Plated (Yellow)			
8-32 x	1/4	8-32 x	1
	3/8	10-32 x	3/8
	1/2		1/2
	5/8		5/8
	3/4		3/4



PHILLIPS TRUSSHEAD SCREW STAINLESS



PHILLIPS TRUSSHEAD SHEETMETAL SCREW • STAINLESS			
6-32 x	1/2	8-32 x	7/8
	3/4		1
	1		1 1/4
8-32 x	3/8		1 1/2
	1/2	10-32 x	3/8
	5/8		1/2
	3/4		5/8



WHEEL RIM SCREW

HEAT TREATED • GRADE 8 • Zinc II Plated (Yellow)

WHEEL RIM SCREW	
1/4 x	5/8

TIME SERTS / BIG SERTS

Dealer For Time Fastener Co.

* ALL KITS AVAILABLE *



TIME SERT KITS STANDARD THREAD

TIME SERT KITS • STANDARD THREAD

6-32	3/8-16	5/8-11
8-32	3/8-24	5/8-18
10-24	7/16-14	3/4-10
10-32	7/16-20	3/4-16
1/4-20	1/2-13	5 Inserts Included per Kit
1/4-28	1/2-20	Master Kits
5/16-18	9/16-12	Coarse & Fine
5/16-24	9/16-18	1/4" thru 1/2"




TIME SERT KITS METRIC THREAD

TIME SERT KITS • METRIC THREAD

M4 - .7	M10 - 1.25	M14 - 1.25 Spark Plug
M5 - .8	M10 - 1.5	M18 - 1.5 Spark Plug
M6 - 1.0	M11 - 1.5	Metric Master Kit - Coarse
M8 - 1.0	M12 - 1.25	Metric Master Kit - Fine
M8 - 1.25	M12 - 1.5	5 Inserts Included per Kit except
M9 - 1.25	M12 - 1.75	Spark Plug Kits

TIME SERT INSERTS

STANDARD THREAD



TIME SERT INSERTS • STANDARD THREAD

6-32 x .250	5/16-18 x .450	7/16-20 x .600	5/8-11 x .850
8-32 x .250	.620	.870	1.25
.320	5/16-24 x .450	1/2-13 x .650	5/8-18 x .850
10-24 x .300	.620	1.000	1.25
.370	3/8-16 x .520	1.500	3/4-10 x 1.100
10-32 x .300	.620	1/2-20 x .650	1.50
.370	.750	1.000	3/4-16 x 1.100
1/4-20 x .380	3/8-24 x .520	9/16-12 x .750	1.50
.500	.750	1.120	
1/4-28 x .380	7/16-14 x .600	9/16-18 x .750	
.500	.870	1.120	

TIME SERT INSERTS

METRIC THREAD



TIME SERT INSERTS • METRIC THREAD

M5 .8 x	7.6 mm	M12 1.5 x	9.2 mm
	10.0 mm		16.2 mm
M6 1.0 x	12 mm		24 mm
M8 1.0 x	11.7 mm	M12 1.75 x	16.2 mm
M8 1.25 x	11.7 mm		24 mm
	16.2 mm		30mm
M10 1.25 x	14 mm	M14 1.25 x	.430/11.0
	16.2 mm		Spark Plug
	20 mm	M14 1.25 x	.530/13.5
M10 1.5 x	14 mm		Spark Plug
	20 mm	M14 1.25 x.	600/15
	24.5 mm		Spark Plug
M11 1.5 x	16 mm	M14 1.25 x	660/16.8
	22mm		Spark Plug
	30mm	M18 1.5 x	.400/10.0
M12 1.25 x	15mm		Spark Plug
	24mm		.720/18.3


BIG SERT KITS

STANDARD THREAD



BIG SERT KITS • STANDARD THREAD

1/4-20	3/8-24	1/2-20
1/4-28	7/16-14	14mm x 1.25 Spark Plug
5/16-18	7/16-20	and other Metric Big
5/16-24	1/2-13	Serts also available.
3/8-16		



BIG SERT INSERTS

STANDARD THREAD

BIG SERT INSERTS • STANDARD THREAD

10-32 x .187	5/16-18 x .620	3/8-24 x .750	1/2-13 x 1.000
1/4-20 x .380	5/16-24 x .450	7/16-14 x .600	1/2-20 x .650
.500	.620	.870	1.000
1/4-28 x .380	3/8-16 x .520	7/16-20 x .600	
.500	.750	.870	
5/16-18 x .450	3/8-24 x .520	1/2-13 x .650	

PIPE PLUGS / PINS

PIPE PLUGS ALLEN

FLUSH SEAL

Black Oxide or Zinc II Plated (Yellow)



PIPE PLUGS • ALLEN • FLUSH SEAL • 7/8" TAPER

1/16 Flush Seal	1/4 Flush Seal	1/2 Flush Seal
1/8 Flush Seal	3/8 Flush Seal	3/4 Flush Seal



PIPE PLUGS ALLEN

Black Oxide or Zinc II Plated (Yellow)

PIPE PLUGS • ALLEN • 3/4" TAPER

1/16	1/4	1/2	1
1/8	3/8	3/4	1 1/4

PIPE PLUGS ALLEN ALUMINUM



PIPE PLUGS • ALLEN • ALUMINUM

1/16	1/4	1/2	1
1/8	3/8	3/4	



PIPE PLUGS ALLEN STAINLESS

PIPE PLUGS • ALLEN • STAINLESS

1/16	1/4	1/2
1/8	3/8	3/4



PIPE PLUGS HEX

PIPE PLUGS • HEX

1/8	1/8 Brass	3/4 Brass
1/4	1/4 Brass	
3/8		


DOWEL PINS



DOWEL PINS

1/8 x 1/2	5/16 x 5/8	3/8 x 2
3/4	3/4	2 1/4
1	7/8	7/16 x 1
3/16 x 1/2	1	1 1/4
5/8	1 1/4	1 1/2
3/4	1 1/2	1 3/4
1	1 3/4	2
1/4 x 3/8	2	1/2 x 1
1/2	2 1/4	1 1/2
5/8	2 1/2	2
3/4	2 3/4	2 1/2
7/8	3/8 x 3/4	5/8 x 1 1/4
1	1	1 1/2
1 1/4	1 1/4	1 3/4
1 1/2	1 1/2	2
1 3/4	1 3/4	More sizes available

DOWEL RING




DOWEL RING

1/2 x 1/2 BB Chevy 1/2 x 7/16 Ford



TAPER PINS



TAPER PINS

#6 x 2 1/4 #7 x 2 1/4

1/4 TURN FASTENERS/AN FITTINGS

DZUS & 1/4 TURN FASTENERS & TOOLS



DZUS & 1/4 TURN FASTENERS & TOOLS

AO BUTTON STEEL (A)	SELF-EJECT FLUSH STYLE STEEL (E/F)
Oval Head	.450 (EHF5) 5/16
.450	.500 (EHF5) 5/16
.500	.550 (EHF5) 5/16
.550	.600 (EHF5) 5/16
.600	.650 (EHF5) 5/16
.650	.550 (EHF6) 7/16
.750	.500 (EHF6) 7/16 w/Allen
AO BUTTON ALUMINUM (A)	.550 (EHF6) 7/16 w/Allen
Oval Head	SPRINGS (G)
.500	S5 .200 Self-Eject 1" Centers
.550	S5 .225 Self-Eject 1" Centers
AO BUTTON STEEL w/Allen Key (A)	S5 .325 Self-Eject 1" Centers
Oval Head	S6 .425 1.375 Centers
.550	PLATES
.650	2" Steel Plate - 1" Centers (H)
.750	1 5/8" Steel Plate -
AO BUTTON ALUM. w/Allen Key (A)	1.375" Centers (I)
Oval Head	3" Steel Plate -
.500	1.375" Centers (J)
.550	6" Steel Plate -
AO BUTTON STEEL w/Wing	1.375" Centers (K)
Oval Head	1 5/8" Steel Plate-
.550	Light/Cut-Out -1.375" Centers
FLUSH STEEL BUTTONS (C)	1 5/8" Aluminum Plate-
Countersunk	1.375" Centers
.500	PANEL DOUBLER-ALUMINUM
.550	Round (Flat or Countersunk) (L)
.600	Square (Flat or Countersunk) (M)
.650	STAINLESS BACKUP WASHER
FLUSH ALUMINUM BUTTONS (C)	for Flush Buttons (N)
Countersunk	ALUMINUM BACKUP WASHER
.500	for Flush Buttons (N)
.550	TOOLS
.600	Wrench (O)
.650	Transfer Punch (P)
SELF-EJECT WING STYLE STEEL (D)	Dimpling Tool (Q)
.500	

AN HOSE FITTINGS

AVAILABLE IN RED, BLUE AND BLACK

AN HOSE ENDS



STRAIGHT AN HOSE ENDS

STRAIGHT STEEL	STRAIGHT ALUMINUM
#3 ... 136-0103	#8 ... 136-0108D
#4 ... 136-0104	#10.. 136-0110D
STRAIGHT ALUMINUM	#12.. 136-0112D
#4 ... 136-0104D	#16.. 136-0116D
#6 ... 136-0106D	#20 . 136-0120D

45° AN HOSE ENDS



45 DEGREE STEEL	45 DEGREE ALUMINUM
#3 ... 136-4503	#8 ... 136-4508D
#4 ... 136-4504	#10.. 136-4510D
45 DEGREE ALUMINUM	#12.. 136-4512D
#4 ... 136-4504D	#16.. 136-4516D
#6 ... 136-4506D	#20 . 136-4520D

90° AN HOSE ENDS



90 DEGREE STEEL	90 DEGREE ALUMINUM
#3 ... 136-9003	#8 ... 136-9008D
#4 ... 136-9004	#10.. 136-9010D
90 DEGREE ALUMINUM	#12.. 136-9012D
#4 ... 136-9004D	#16.. 136-9016D
#6 ... 136-9006D	#20 . 136-9020D

120° AN HOSE ENDS



120 DEGREE ALUMINUM	
#4 ... 136-1204D	#10.. 136-12010D
#6 ... 136-1206D	#12.. 136-12012D
#8 ... 136-1208D	#20 . 136-12016D

150° AN HOSE ENDS



150 DEGREE ALUMINUM	
#4 ... 136-1504D	#10.. 136-15010D
#6 ... 136-1506D	#12.. 136-15012D
#8 ... 136-1508D	#16.. 136-15016D

180° AN HOSE ENDS



180 DEGREE ALUMINUM	
#4 ... 136-1804D	#8 ... 136-1808D
#6 ... 136-1806D	#10.. 136-18010D
	#12.. 136-18012D

AN HOSE FITTINGS

AN PLUGS



O-RING STYLE PLUG

PLUG - O-RING STYLE	#6 ... AN814-6D	#12.. AN814-12D
#3 ... AN814-3D	#8 ... AN814-8D	#16.. AN814-16D
#4 ... AN814-4D	#10.. AN814-10D	#20 . AN814-20D

FLARE STYLE PLUG



FLARE PLUG

#3 ... AN806-3D	#8 ... AN806-8D	#16.. AN806-16D
#4 ... AN806-4D	#10.. AN806-10D	#20 . AN806-20D
#6 ... AN806-6D	#12.. AN806-12D	



AN O-RINGS

AN O-RINGS


#3	#6	#10	#16
#4	#8	#12	

AN FLARE CAPS



AN FLARE CAPS

#3 ... AN929-3D	#8 ... AN929-8D	#16.. AN929-16D
#4 ... AN929-4D	#10.. AN929-10D	
#6 ... AN929-6D	#12.. AN929-12D	



AN FLARED BULKHEADS

STRAIGHT AN FLAREED BULKHEAD

#3 ... AN832-3D	#10.. AN832-10D
#4 ... AN832-4D	#12.. AN832-12D
#6 ... AN832-6D	#16.. AN832-16D
#8 ... AN832-8D	


AN FLARED 90° BULKHEADS



90° AN FLAREED BULKHEAD

#3 ... AN833-3D	#8 ... AN833-8D
#4 ... AN833-4D	#10.. AN833-10D
#6 ... AN833-6D	#12.. AN833-12D

AN BULKHEAD NUT



AN BULKHEAD NUT

#3 ... AN924-3D	#8 ... AN924-8D	#16.. AN924-16D
#4 ... AN924-4D	#10.. AN924-10D	
#6 ... AN924-6D	#12.. AN924-12D	


AN FLARE UNION



AN FLARE UNION

#3 ... AN815-3D	#8 ... AN815-8D	#16.. AN815-16D
#4 ... AN815-4D	#10.. AN815-10D	
#6 ... AN815-6D	#12.. AN815-12D	

AN FLARE REDUCER



AN FLARE REDUCER

#3 to #4 AN919-2D	#8 to #10..... AN919-15D
#4 to #6 AN919-6D	#8 to #12..... AN919-19D
#4 to #8 AN919-10D	#10 to #12.... AN919-20D
#6 to #8 AN919-12D	#12 to #16.... AN919-23D
#6 to #10.... AN919-14D	

AN FLARE TEE



AN FLARE TEE

#3 ... AN824-3D	#8 ... AN824-8D	#1 ... AN824-16D
#4 ... AN824-4D	#10.. AN824-10D	
#6 ... AN824-6D	#12.. AN824-12D	

AN BULKHEAD TEE - ON RUN



AN BULKHEAD TEE • ON RUN

#3 ... AN804-3D	#8 ... AN804-8D	#12.. AN804-12D
#4 ... AN804-4D	#10.. AN804-10D	#16.. AN804-16D
#6 ... AN804-6D		

AN BULKHEAD TEE



AN BULKHEAD TEE

#3 ... AN834-3D	#8 ... AN834-8D	#16.. AN834-16D
#4 ... AN834-4D	#10.. AN834-10D	
#6 ... AN834-6D	#12.. AN834-12D	

AN FITTINGS



AN TEE TO PIPE THREAD ON LEG

AN TEE TO NATIONAL PIPE THREAD ON LEG

#3 to 1/8 NPT	AN825-3D	#8 to 3/8 NPT	AN825-8D
#4 to 1/8 NPT	AN825-4D	#10 to 1/2 NPT	AN825-10D
#6 to 1/4 NPT	AN825-6D	#12 to 3/4 NPT	AN825-12D

AN TEE TO PIPE THREAD ON RUN



AN TEE TO NATIONAL PIPE THREAD ON RUN

#3 to 1/8 NPT	AN826-3D	#10 to 1/2 NPT	AN826-10D
#4 to 1/8 NPT	AN826-4D	#12 to 3/4 NPT	AN826-12D
#6 to 1/4 NPT	AN826-6D	#16 to 1 NPT	AN826-16D
#8 to 3/8 NPT	AN826-8D		



AN FLARE TO PIPE

STRAIGHT AN FLARE TO NATIONAL PIPE THREAD

#3 to 1/8 NPT	AN816-3D	#8 to 1/2 NPT	AN816-8-8D
#4 to 1/8 NPT	AN816-4D	#8 to 3/4 NPT	AN816-8-12D
#4 to 1/4 NPT	AN816-4-4D	#10 to 3/8 NPT	AN816-10-6D
#4 to 3/8 NPT	AN816-4-6D	#10 to 1/2 NPT	AN816-10D
#6 to 1/8 NPT	AN816-6-2D	#10 to 3/4 NPT	AN816-10-12D
#6 to 1/4 NPT	AN816-6D	#12 to 3/8 NPT	AN816-12-6D
#6 to 3/8 NPT	AN816-6-6D	#12 to 1/2 NPT	AN816-12-8D
#6 to 1/2 NPT	AN816-6-8D	#12 to 3/4 NPT	AN816-12D
#8 to 1/4 NPT	AN816-7D	#16 to 3/4 NPT	AN816-16D
#8 to 3/8 NPT	AN816-8D		

90° AN FLARE TO PIPE



90° AN FLARE TO NATIONAL PIPE THREAD

#3 to 1/8 NPT	AN822-3D	#8 to 1/4 NPT	AN822-7D
#4 to 1/8 NPT	AN822-4D	#8 to 3/8 NPT	AN822-8D
#4 to 1/4 NPT	AN822-4-4D	#8 to 1/2 NPT	AN822-8-8D
#4 to 3/8 NPT	AN822-4-6D	#10 to 3/8 NPT	AN822-10-6D
#6 to 1/8 NPT	AN822-6-2D	#10 to 1/2 NPT	AN822-10D
#6 to 1/4 NPT	AN822-6D	#12 to 1/2 NPT	AN822-12-8D
#6 to 3/8 NPT	AN822-6-6D	#12 to 3/4 NPT	AN822-12D
#6 to 1/2 NPT	AN822-6-8D		

45° AN FLARE TO PIPE



45° AN FLARE TO NATIONAL PIPE THREAD

#3 to 1/8 NPT	AN823-3D	#8 to 3/8 NPT	AN823-8D
#4 to 1/8 NPT	AN823-4D	#10 to 1/2 NPT	AN823-10D
#6 to 1/4 NPT	AN823-6D	#12 to 3/4 NPT	AN823-12D



AN TUBE NUTS

AN TUBE NUTS

#3	AN818-3D	#8	AN818-8D
#4	AN818-4D	#10	AN818-10D
#6	AN818-6D	#12	AN818-12D

AN TUBE SLEEVES



AN TUBE SLEEVES

#3	AN819-3D	#8	AN819-8D
#4	AN819-4D	#10	AN819-10D
#6	AN819-6D	#12	AN819-12D




AN SWIVEL COUPLERS

AN SWIVEL COUPLERS

#4 to #4	AN818-4-4D	#10 to #10	AN818-10-10D
#6 to #6	AN818-6-6D	#12 to #12	AN818-12-12D
#8 to #8	AN818-8-8D	#16 to #16	AN818-16-16D


AN PIPE COUPLERS



AN PIPE COUPLERS

1/8 Pipe	AN910-1D	1/2 Pipe	AN910-4D
1/4 Pipe	AN910-2D	3/4 Pipe	AN910-6D
3/8 Pipe	AN910-3D		

AN PLASTIC CAPS & PLUGS




AN PLASTIC CAPS & PLUGS PC = Cap - PP = Plug

#3	ANPC-#3	#6	ANPP-#6	#12	ANPC-#12
#3	ANPP-#3	#8	ANPC-#8	#12	ANPP-#12
#4	ANPC-#4	#8	ANPP-#8	#16	ANPC-#16
#4	ANPP-#4	#10	ANPC-#10	#16	ANPP-#16
#6	ANPC-#6	#10	ANPP-#10		

AN FITTINGS / AIR LINE FITTINGS

AN HOSE FITTINGS



AN TO PIPE GAUGE ADAPTERS

AN TO PIPE GAUGE ADAPTERS

GAUGE ADAPTER STRAIGHT	GAUGE ADAPTER 90 DEGREE
#3 to 1/8 NPTAN02503	#3 to 1/8 NPTAN02505
#3 to 1/4 NPTAN12503	
#4 to 1/8 NPTAN02504	

AN CARB ADAPTER



AN CARB ADAPTER

HOLLEY CARB	CARTER CARB
7/8-20 to #6 .. AN782-10D	5/8-20 to #6 AN782-6D
7/8-20 to #8 AN782-8D	FUEL PUMP ADAPTER
9/16-24 to #6 .. AN782-5D	1/2-20 to #6 .. AN782-16D

STAINLESS BRAIDED HOSE



STAINLESS BRAIDED HOSE

#3 Teflon	#6	#10	#16
#4	#8	#12	




BLACK NYLON BRAIDED HOSE

BLACK NYLON BRAIDED HOSE

#6	#10	#16
#8	#12	

AIR LINE FITTINGS

STRAIGHT ADAPTER FITTINGS



STRAIGHT ADAPTER FITTINGS

1/8 Pipe to 1/4" Air	1/4 Pipe to 1/4" Air	10/32 to 5/32" Air
1/8 Pipe to 5/32" Air		

AIR LINE FITTINGS

45° & 90° ADAPTER FITTINGS



ADAPTER FITTINGS

90° ADAPTER FITTINGS

1/8 Pipe to 1/4" Air	1/4 Pipe to 1/4" Air
1/8 Pipe to 5/32" Air	10/32 to 5/32" Air


45° ADAPTER FITTINGS

1/8 Pipe to 1/4" Air

SEE US ON THE WEB AT

WWW.SPECIALTY-FASTENERS.COM


TEE ADAPTER FITTINGS



TEE ADAPTER FITTINGS

1/4" Air Tee	5/32" Air to 1/8 Pipe on Run
5/16" Air Tee	5/32" Air to 1/8 Pipe on Leg
1/4" Air to 1/4 Pipe on Leg	5/32" Air to 10/32 on Run
1/4" Air to 1/8 Pipe on Run	5/32" Air to 10/32 on Leg
1/4" Air to 1/8 Pipe on Leg	


"Y" ADAPTER FITTINGS



"Y" ADAPTER FITTINGS

1/4" Air Y	5/32" Air to 10/32 Y
1/4" Air to 1/8 Pipe Y	5/32" Air to 1/8 Pipe Y
1/4" to 5/32 Air Y	5/32" Air to 1/4 Pipe
5/32" Air Y	

REDUCER FITTINGS



REDUCER FITTINGS

5/32" Air to 1/8" Air	5/16" Air to 1/4" Air
5/32" Air to 1/4" Air	3/8" Air to 1/4" Air

AIR LINE FITTINGS / BURST PANELS / HARDWARE

AIR LINE FITTINGS

STANDARD FITTINGS




STANDARD FITTINGS

1/4" Air Plug	1/4" Air Union	1/4" Air Bulkhead
5/32" Air Plug	5/32" Air Union	1/4" Air 90 Degree Elbow
		5/32" Air 90 Degree Elbow

AIRLINE

AIRLINE

1/8" Airline	1/4" Airline	Airline Cutting Tool
5/32" Airline	5/16" Airline	
3/16" Airline	3/8" Airline	




BURST PANEL COMPONENTS

BURST PANEL COMPONENTS

Large Panel 6 1/8" x 3 1/8"	Large Outer Frame w/countersink & counterbore
Large Inner Frame	
Large Nylon Gasket 6 1/8" x 3 1/8"	Large Outer Frame w/counterbore only
PSI Center Frame	Stud & Nut Kits 1", 1 1/4" & 1 7/8"
Aluminum Deflector Scoop for 6 1/8" x 3 1/8"	Flathead Allen Bolt Kits 3/4" & 1"
Small Burst Panel Frame Inner	Small Burst Panel
Small Burst Panel Frame Outer	4 1/4" x 2 5/16" Top Fuel Style


WIRE LOCK PINS



WIRE LOCK PINS

1/4 X 2	5/16 X 2 3/4	3/8 X 2 1/2
---------	--------------	-------------

TYRAPS



TYRAPS

18 lb. TYRAPS	50 lb. TYRAPS	METAL TAB TYRAPS
1/8 x 4" Black	3/16 x 7 1/2" Black	18 lb. 1/8 x 4" Black
4" Clear	7 1/2" Clear	50 lb. 3/16 x 7 1/2" Black
	14" Black	50 lb. 3/16 x 14" Black
40 lb. TYRAPS	14" Clear	
1/8 x 8 1/2"	5/16 x 14" Black	
Black, Clear, Blue, Purple, Red, Flo Green	32" Black	
Flo Orange, Flo Pink or Flo Yellow		


LYNCH PINS



LYNCH PINS • HOOD PINS

3/16 x 1 1/4	1" Grip	5/16 x 1 3/4	1 1/2" Grip
1/4 x 1 3/4	1 7/16" Grip		


HITCH PINS



HITCH PINS

.072 x 1.18	.093 x 2 1/2	.148 x 3.06
.080 x 1.09	.125 x 2	

PUSH LATCHES



PUSH LATCH ASSEMBLY

Round Push-Latch Assembly	Square Push-Latch Assembly
---------------------------	----------------------------

QUICK RELEASE PINS



QUICK RELEASE PINS

3/16 x 1/2 Rnd	5/16 x 1	3/8 x 2	1/2 x 2 1/2
1/4 x 1/2	1 1/4	2 1/2	3
1	1 1/2	3	3 1/2
1 1/4	1 3/4	3 1/4	4
1 1/2	2 1/2	4	5
1 3/4	3	7/16 x 3 1/4	5/8 x 2
2	3/8 x 1		3/4 x 2
2 1/2	1 1/2	1/2 x 1 1/2	Other sizes
3	1 3/4	2	available

HEIM JOINTS/JAM NUTS

HEIM JOINTS

COMMERCIAL LIGHT DUTY



COMMERCIAL • LIGHT DUTY HEIM JOINTS

10-32	Female RH	CF3	3/8-24	Male RH.....	CM6
10-32	Female LH.....	CFL3	3/8-24	Male LH.....	CML6
10-32	Male RH.....	CM3	7/16-20	Female RH	CF7
10-32	Male LH.....	CML3	7/16-20	Female LH....	CFL7
1/4-28	Female RH	CF4	7/16-20	Male RH.....	CM7
1/4-28	Female LH....	CFL4	7/16-20	Male LH.....	CML7
1/4-28	Male RH.....	CM4	1/2-20	Female RH	CF8
1/4-28	Male LH.....	CML4	1/2-20	Female LH....	CFL8
5/16-24	Female RH	CF5	1/2-20	Male RH.....	CM8
5/16-24	Female LH....	CFL5	1/2-20	Male LH.....	CML8
5/16-24	Male RH.....	CM5	5/8-18	Male RH.....	CM10
5/16-24	Male LH.....	CML5	5/8-18	Male LH.....	CML10
3/8-24	Female RH	CF6	3/4-16	Male RH.....	CM12
3/8-24	Female LH....	CFL6	3/4-16	Male LH.....	CML12

HIGH STRENGTH ALLOY

HIGH STRENGTH ALLOY HEIM JOINTS

10-32	Female RH.....	JFX3T	7/16-20	Female LH ..	JFXL7T
10-32	Female LH ..	JFXL3T	7/16-20	Male RH.....	JMX7T
10-32	Male RH.....	JMX3T	7/16-20	Male LH.....	JMXL7T
10-32	Male LH.....	JMXL3T	1/2-20	Female RH.....	JFX8T
1/4-28	Female RH.....	JFX4T	1/2-20	Female LH ..	JFXL8T
1/4-28	Female LH ..	JFXL4T	1/2-20	Male RH.....	JMX8T
1/4-28	Male RH.....	JMX4T	1/2-20	Male LH.....	JMXL8T
1/4-28	Male LH.....	JMXL4T	5/8-18	Male RH.....	JMX10T
5/16-24	Female RH.....	JFX5T	5/8-18	Male LH.....	JMXL10T
5/16-24	Female LH ..	JFXL5T	3/4-16	Male RH.....	JMX12T
5/16-24	Male RH.....	JMX5T	3/4-16	Male LH ..	JMXL12T
5/16-24	Male LH.....	JMXL5T	7/8-14	Male RH.....	JMX14T
3/8-24	Female RH.....	JFX6T	7/8-14	Male LH ..	JMXL14T
3/8-24	Female LH ..	JFXL6T	1-14	Male RH.....	JMX16-1T
3/8-24	Male RH.....	JMX6T	1-14	Male LH.....	JMXL16-1T
3/8-24	Male LH.....	JMXL6T	1-1/4-14	Male RH.....	JMX16T
7/16-20	Female RH.....	JFX7T	1-1/4-14	Male LH ..	JMXL16T

HIGH STRENGTH HEAVY DUTY SHANK

HIGH STRENGTH HEAVY DUTY SHANK HEIM JOINTS

5/16-24	Male RH	.250 Hole	RSMX4
5/16-24	Male LH	.250 Hole	RSMXL4
3/8-24	Male RH	.3125 Hole	RSMX5
3/8-24	Male LH	.3125 Hole	RSMXL5
7/16-20	Male RH	.375 Hole	RSMX6
7/16-20	Male LH	.375 Hole	RSMXL6
1/2-20	Male RH	.4375 Hole	RSMX7
1/2-20	Male LH	.4375 Hole	RSMXL7
5/8-18	Male RH	.500 Hole	RSMX8
5/8-18	Male LH	.500 Hole	RSMXL8
3/4-16	Male RH	.625 Hole	RSMX10
3/4-16	Male LH	.625 Hole	RSMXL10
7/8-14	Male RH	.750 Hole	RSMX12
7/8-14	Male LH	.750 Hole	RSMXL12

Teflon Available

STAINLESS STEEL

STAINLESS HEIM JOINTS

10-32	Female RH	SCF3T	3/8-24	Male RH.....	SCM6T
10-32	Female LH....	SCFL3T	3/8-24	Male LH....	SCML6T
10-32	Male RH.....	SCM3T	7/16-20	Female RH ...	SCF7T
10-32	Male LH.....	SCML3T	7/16-20	Female LH..	SCFL7T
1/4-28	Female RH	SCF4T	7/16-20	Male RH.....	SCM7T
1/4-28	Female LH....	SCFL4T	7/16-20	Male LH....	SCML7T
1/4-28	Male RH.....	SCM4T	1/2-20	Female RH ...	SCF8T
1/4-28	Male LH.....	SCML4T	1/2-20	Female LH..	SCFL8T
5/16-24	Female RH	SCF5T	1/2-20	Male RH.....	SCM8T
5/16-24	Female LH....	SCFL5T	1/2-20	Male LH....	SCML8T
5/16-24	Male RH.....	SCM5T	5/8-18	Male RH....	SCM10T
5/16-24	Male LH.....	SCML5T	5/8-18	Male LH..	SCML10T
3/8-24	Female RH	SCF6T	3/4-16	Male RH....	SCM12T
3/8-24	Female LH....	SCFL6T	3/4-16	Male LH..	SCML12T



ALUMINUM

ALUMINUM HEIM JOINTS

10-32	Male RH.....	ALJM3	7/16-20	Male RH.....	ALJM7
10-32	Male LH	ALJML3	7/16-20	Male LH.....	ALJML7
1/4-28	Male RH.....	ALJM4	1/2-20	Male RH.....	ALJM8
1/4-28	Male LH....	ALJML4	1/2-20	Male LH....	ALJML8
5/16-24	Male RH.....	ALJM5	5/8-18	Male RH....	ALJM10
5/16-24	Male LH	ALJML5	5/8-18	Male LH..	ALJML10
3/8-24	Male RH.....	ALJM6	3/4-16	Male RH....	ALJM12
3/8-24	Male LH....	ALJML6	3/4-16	Male LH....	ALJML12

ALUMINUM EXTRA STRENGTH

ALUMINUM EXTRA STRENGTH HEIM JOINTS

7/16-20	Male RH	.375 Hole	ALRSM6
7/16-20	Male LH	.375 Hole	ALRSML6
1/2-20	Male RH	.4375 Hole	ALRSM7
1/2-20	Male LH	.4375 Hole	ALRSML7
5/8-18	Male RH	.500 Hole	ALRSM8
5/8-18	Male LH	.500 Hole	ALRSML8
3/4-16	Male RH	.625 Hole	ALRSM10
3/4-16	Male LH	.625 Hole	ALRSML10

ALUMINUM JAM NUTS



ALUMINUM JAM NUTS

RIGHT HAND	RIGHT HAND	LEFT HAND
10-32	5/8-18	3/8-24
1/4-28	3/4-16	7/16-20
5/16-24	LEFT HAND	1/2-20
3/8-24	10-32	5/8-18
7/16-20	1/4-28	3/4-16
1/2-20	5/16-24	

HEIM JOINTS/CLEVIS/RIVETS

HEIM JOINTS



**HIGH MISALIGNMENT
HEAVY DUTY**

HIGH MISALIGNMENT HEAVY DUTY HEIM JOINTS

7/16-20	Male RH	.375 Hole	HRSMX6T
1/2-20	Male RH	.4375 Hole	HRSMX7T
5/8-18	Male RH	.500 Hole	HRSMX8T
3/4-16	Male RH	.625 Hole	HRSMX10T
7/8-14	Male RH	.750 Hole	HRSMX12T
7/16-20	Male LH	.375 Hole	HRSMXL6T
1/2-20	Male LH	.4375 Hole	HRSMXL7T
5/8-18	Male LH	.500 Hole	HRSMXL8T
3/4-16	Male LH	.625 Hole	HRSMXL10T
7/8-14	Male LH	.750 Hole	HRSMXL12T

SPHERICAL BEARINGS

**STAINLESS STEEL
HEAT TREATED
W/PTEF LINERS**



SPHERICAL BEARINGS

WSSX 8T	1/2 Hole/1.00 OD
WSSX 10T	5/8 Hole/1.187 OD
WSSX 12T	3/4 Hole/1.375 OD
WSSX 14T	7/8 Hole/1.625 OD
WSSX 16T	1" Hole/2.125 OD

SOLID ALUMINUM RIVETS


MS TYPE



SOLID ALUMINUM RIVETS SOLD PER 100PCS.

ROUND HEAD	100° COUNTERSUNK	
1/8" x 3/16"	1/8" x 3/16"	
1/8" x 1/4"	1/8" x 1/4"	
1/8" x 5/16"	1/8" x 5/16"	Other sizes available
1/8" x 3/8"	1/8" x 3/8"	on request

CLEVIS




CLEVIS

5/8-18	.375 Hole	CV1	3/4-16	.500 Hole	CV4
5/8-18	.500 Hole	CV2	1/2-20	.375 Hole	CV5
3/4-16	.375 Hole	CV3			



POP RIVETS & BACKUP WASHERS



POP RIVETS • BACKUP WASHERS

SDS-41	1/8 x .020	.062 Grip	ST/ST Dome
SDS-43	1/8 x .126	.187 Grip	ST/ST Dome
FBF-43	1/8 x .126	.187 Grip	Stainless Dome
SDS-48	1/8 x .376	.500 Grip	ST/ST Dome
ADS-42	1/8 x .063	.125 Grip	AL/ST Dome
ADS-43	1/8 x .125	.187 Grip	AL/ST Dome
ADS-44	1/8 x .188	.250 Grip	AL/ST Dome
ADS-46	1/8 x .313	.375 Grip	AL/ST Dome
ADS-64	3/16 x .188	.250 Grip	AL/ST Dome
ADS-44L	1/8 x .187	.250 Grip	AL/ST Dome - Large
ADS-64L	3/16 x .187	.250 Grip	AL/ST Dome - Large
ADS-66L	3/16 x .187	.375 Grip	AL/ST Dome - Large
ADS-88	1/4 x .375	.500 Grip	AL/ST Dome - Large
ADA-43	1/8 x .126	.187 Grip	AL/AL Dome
ADA-68	3/16 x .375	.500 Grip	AL/AL Dome
ADA-64L	3/16 x .187	.250 Grip	AL/AL Dome - Large
ACS-43	1/8 x .125	.187 Grip	AL/ST Countersunk
ACS-64	3/16 x .188	.250 Grip	AL/ST Countersunk
SCS-42	1/8 x .090	.125 Grip	ST/ST Countersunk
SCS-43	1/8 x .125	.187 Grip	ST/ST Countersunk
BSCS-4	1/8 x		Cherry Rivet C/S

BACKUP WASHERS

- 1/8 Aluminum Backup Washer
- 3/16 Aluminum Backup Washer
- 1/4 Aluminum Backup Washer

Listed are the Most Asked For Pop Rivets...If You Don't See What You Need, Ask...We Can Fulfill All Your Pop Rivet Needs..



CHROMOLY WELD TABS

CHROMOLY WELD TABS

SF100	.375 Hole .125 Thick	2 Sides Bent 90°
	1.25 Hole Center to Bottom	
SF101	.375 Hole .125 Thick	Left Side Bent 90°
	1.25 Hole Center to Bottom	
SF102	.375 Hole .125 Thick	Right Side Bent 90°
	1.25 Hole Center to Bottom	
SF105	.375 Hole .125 Thick	2" Wide at Bottom - Flat
	1.20 Hole Center to Bottom	
SF106	.375 Hole .125 Thick	2 Sides Bent 45°
	1.20 Hole Center to Bottom	
	2" Wide at Bottom	
SF107	.187 Hole .063 Thick	2 Sides Bent 90°
SF111	.375 Hole .125 Thick	.875 O.D./500 I.D.
SF112	.375 Hole .125 Thick	2.96 Wide
	.750 Hole Center to Bottom	
SF113	.375 Hole .125 Thick	.875 O.D./500 I.D.
	1.150 Hole Center to Bottom	
SF114	.375 Hole .125 Thick	Flat
	1.25 Hole Center to Bottom	
SF118	.250 Hole .125 Thick	Flat

WELD TABS



WELD TABS

BWS-043	3/16 Single Line Clamp
BWS-099-200	2" Shock reservoir Tab
BWS-099-250	2 1/2" Shock Reservoir Tab
BWS-106	Small Flat 2-Hole Tab (3/16 & 1/4)
BWS-080	Formed Radius Tab
	.375 Hole/1.00 Stand Off/.116 Thick
BWS-073-375	Flat Formed Tab
	.375 Hole/1.00 Stand Off/.112 Thick
BWS-110-500	Flat Formed Tab
	.500 Hole/7/8 Stand Off/.086 Thick
BWS-019-500	Flat Tube Radius Tab
	.500 Hole/1-3/4 Stand Off/.170 Thick
BWS-056	Flat Tube Radius Tab
	.375 Hole/1-1/8 Stand Off/.180 Thick
BWS-084-500	Flat Tube Radius Tab
	.500 Hole/7/8 Stand Off/.172 Thick
BWS-085-500	Flat Tube Radius Tab
	.500 Hole/2-3/4 Stand Off/.184 Thick



NUTSERTS

NUTSERTS

Nutsert Hand Tool - Squeeze #AA-170	INSERTS:
10-24Hand Tool Adapter	6-32Insert
10-32Hand Tool Adapter	8-32Insert
1/4-20Hand Tool Adapter	10-24.....Insert
1/4-28Hand Tool Adapter	10-32Insert
5/16-18 ...Hand Tool Adapter	1/4-20Insert
5/16-24 ...Hand Tool Adapter	1/4-28Insert
3/8-16Hand Tool Adapter	5/16-18 ...Insert
3/8-24Hand Tool Adapter	5/16-24 ..Insert
Nutsert High-Torquer Hand Tool #AA-112	3/8-16Insert
10-24.....Conversion Kit - NS202-1024	3/8-24Insert
10-32Conversion Kit - NS202-1032	
1/4-20Conversion Kit - NS202-420	
1/4-28Conversion Kit - NS202-428	
5/16-18 ...Conversion Kit - NS202-518	
5/16-24 ...Conversion Kit - NS202-524	
3/8-16Conversion Kit - NS202-316	
3/8-24Conversion Kit - NS202-324	

WELDABLE TUBE ENDS



WELDABLE TUBE ENDS

3/8"-24 x 3/4" Tube x .065.....#1504	3/4"-16 x 1 1/4" Tube x .120
3/8"-24 x 7/8" Tube x .083.....#1804	3/4"-16 x 1 3/8" Tube x .120#3008
3/8"-24 x 1" Tube x .095.....#2204	3/4"-16 x 1 1/2" Tube x .2500...#3208
1/2"-20 x 1" Tube x .065.....#2006	7/8"-14 x 1 1/2" Tube x .120#3109
1/2"-20 x 1" Tube x .095.....#2206	7/8"-14 x 1 3/4" Tube x .120#3309
1/2"-20 x 1 1/8" Tube x .095 ...#2606	1"-14 x 1 3/4" Tube x .250.....#3410
5/8"-18 x 1" Tube x .095.....#2207	1"-1/4 x 1.75" Tube x .120.....#3310
5/8"-18 x 1 1/8" Tube x .095.....#2607	1 1/4"-12 x 1.75" Tube x .120.....#3311
5/8"-18 x 1 1/4" Tube x .20.....#2807	Other sizes available



AIRCRAFT LINE CLAMPS

AIRCRAFT LINE CLAMPS

3/16	5/16	7/16	5/8	1
1/4	3/8	1/2	3/4	

FUEL PUMP CLAMP



FUEL PUMP CLAMP

Quick-Release V-Band style Clamp

HARDWARE/TOOLS


CLECO FASTENERS



CLECO FASTENERS

1/8 Pin	3/32 Pin	Cleco Pliers
3/16 Pin	5/32 Pin	

CRANK/CAM KEYS



CAM/CRANKSHAFT KEYS

3/16 x 3/4 Half-Moon	1/4 x 1/4 x 2 Straight
3/16 x 1 3/8 Half-Moon	More Sizes Available


CHASSIS CLAMPS



CHASSIS CLAMPS • T-Bolt adjusts from 1/8" Down

1 3/8	1 5/8	2	2 1/4
1 1/2	1 3/4	2 1/8	3

BLOCK-OFF PLATES



FUEL PUMP BLOCK-OFF PLATES

Big Block Plate	Small Block Plate
Big Block Plate - Chrome	Small Block Plate - Chrome
Big Block Gasket	Small Block Gasket

MAG CLAMP STAINLESS



MAG CLAMP • STAINLESS

Stainless V-Band style Clamp


MAG CLAMP BILLET



MAG CLAMP • BILLET

Billet Aluminum Clamp

CABLES ENDS CLAMPS BRACKETS



CABLES • ENDS • CLAMPS • BRACKETS

- A- 10-32 Ball Joint Cable End
- B- 10-32 Aluminum Ball Joint Cable End
- C- 10-32 Ball Joint Cable End with 1/4-28 Stud
- D- #10 Aluminum Cable Clamp
- E- Aluminum Parachute Cable Clamp
- F- Aluminum Parachute Cable End
- G- 1/4-28 Ball Joint Cable End
- H- 1/4 Ball with 10-32 Stud
- I- 1/4 Ball with 1/4-28 Stud
- K- Steel Cable Bracket
- L - 10-32 Aluminum Parachute Pivot
- Parachute Cable - 18 Foot
- 10-32 Cable - 3" Travel - Made to Order
- 1/4-28 Cable - 3" Travel - Made to Order

SCREW CLAMP STAINLESS



SCREW CLAMP • STAINLESS

CLP-028-9 1 3/16 - 1 1/8	CLP-055-9 ... 1 15/16 - 2 1/8
CLP-031-9 1 5/16" - 1 1/4	CLP-060-9 2 1/8 - 2 3/8
CLP-032-9 1 1/16 - 1 1/4	CLP-065-9 .. 2 5/16 - 2 9/16
CLP-036-9 1 1/4 - 1 7/16	CLP-070-9 ... 2 9/16 - 2 3/4
CLP-040-9 1 3/8 - 1 9/16	CLP-075-9 2 3/4 - 3
CLP-045-9 1 9/16 - 1 3/4	CLP-080-9 ... 2 15/16" - 3 1/8
CLP-050-9 1 3/4 - 2	CLP-085-9 .. 3 1/8" - 3 5/16



SAFETY WIRE PLIERS DRILL JIG

SAFETY WIRE • PLIERS • DRILL JIG

SAFETY WIRE - 1/4 lb. SPOOL	SAFETY WIRE - 1 lb. SPOOL
.020 Stainless	.051 Stainless
.032 Stainless	SAFETY WIRE PLIERS
.041 Stainless	#11W - 6" Automatic Return
SAFETY WIRE - 1 lb. SPOOL	#1W393 9" Automatic Return
.020 Stainless	SAFETY WIRE DRILL JIG
.032 Stainless	Safety Wire Drill Jig
.041 Stainless	

AN LINE WRENCHES



AN LINE WRENCHES ALUMINUM

#4 AN Line Wrench	#4 thru #12 AN Line Wrench Set
#6 AN Line Wrench	#4 thru #16 AN Line Wrench Set
#8 AN Line Wrench	#4 thru #20 AN Line Wrench Set
#10 AN Line Wrench	#6 thru #16 AN Line Wrench Set
#12 AN Line Wrench	#6 thru #20 AN Line Wrench Set
#16 AN Line Wrench	
#20 AN Line Wrench - 2"	#20-B AN Line Wrench - 1 3/16"



ADJUSTABLE AN LINE WRENCH

ADJUSTABLE AN LINE WRENCH - ALUMINUM

Adjustable AN Line Wrench



TAPERED RING COMPRESSORS



TAPERED RING COMPRESSORS

4.000	4.130	4.350	4.500
4.030	4.155	4.360	4.600
4.040	4.185	4.375	4.625
4.060	4.250	4.390	4.685
4.080	4.280	4.440	4.187 x 2 1/2" (Top Fuel)
4.125	4.310	4.470	



BATTERY CABLE CONNECTORS

BATTERY CABLE CONNECTORS

175 Amp Connector - Red




STORAGE DRAWERS

Rack Dimensions:
14-3/4" H x 20-1/4" W x 15-3/4" D

STORAGE DRAWERS


Rack - 4-Drawer Slide	Drawer - 24 Hole
Drawer - 12 Hole	Drawer - 32 Hole
Drawer - 16 Hole	Drawer Locks

BOLT GAUGE



BOLT GAUGE

Multi-Size Bolt Gauge




LIFT BARS

LIFT BARS

Short Block Lift Handles - 426 Chrysler Style Engine

MAIN CAP PULLER



MAIN CAP PULLER

5/16-18 Stud	3/8-16 Stud	7/16-14 Stud - Arias
--------------	-------------	----------------------

HARDWARE/TOOLS

VALVE ADJUSTING WRENCH



VALVE ADJUSTING WRENCH

7/16 Valve Adjusting Wrench 9/16 Valve Adjusting Wrench
1/2 Valve Adjusting Wrench



VALVE COVER "T" WRENCH

VALVE COVER "T" WRENCH

7/16 Valve Cover Wrench 1/2 Valve Cover Wrench

VALVE SPRING COMPRESSOR



VALVE SPRING COMPRESSOR

C-Clamp Style



SPARK PLUG "T" WRENCH

SPARK PLUG "T" WRENCH

13/16 T Wrench
13/16 Torquing T Wrench 15" Long
5/8 Torquing T Wrench 15" Long

CHAMPION SPARK PLUGS



CHAMPION SPARK PLUGS

Champion Spark Plug Distributor


LUCAS OIL PRODUCTS



LUCAS OIL PRODUCTS

All Lucas Oil Products available

SYSTEM 1 FILTRATION



SYSTEM 1 FILTRATION

A- System 1 Tall Oil Filter C- #12 Line - 2 Bolt Mount
B- #12 Line - 1 3/8 Tube Mount D- Oil Filter O-Ring Set - Buna

ISC RACERS TAPE



ISC RACERS TAPE

2" x 45' Checkerboard	2" x 90' White
2" x 90' Black	2" x 90' Yellow
2" x 90' Blue	EXTREME DUTY
2" x 90' Green	2" x 90' Black
2" x 90' Orange	2" x 90' Red
2" x 90' Purple	2" x 90' Silver
2" x 90' Red	2" x 90' White
2" x 90' Silver	

SPEED STRAP TIE DOWNS



1" & 2" Tie Downs available in
Black (01), Blue (02) or Red (03)
Add color code# to end of part number

TIE DOWNS

1" TIE DOWNS Ratchet 2500lb. Max Cap / Cam-Lock 1500lb. Max Capacity

1110	10'	Ratchet with S Hooks
1115	15"	Ratchet with S Hooks
1160	6'	Ratchet with S Hooks
1170	6'	Ratchet with S Hook and Soft Tie
1171	10'	Ratchet with S Hook and Soft Tie
1210	10'	Cam-Lock with S Hooks
1260	6'	Cam-Lock with S Hooks
1370	6'	Cam-Lock with S Hook and Soft Tie

2" HEAVY DUTY RATCHET TIE DOWNS 10,000lb capacity

2600	2" x 7'	Ratchet w/Twisted Snap Hooks
2700	2" x 7'	Ratchet w/Twisted Snap Hooks & Axle Strap Combo

SPEED STRAP 8600lb capacity RED ONLY

34120	1" x 20'	Speed Strap
34125	1" x 25'	Speed Strap
34130	1" x 30'	Speed Strap
34150	1" x 50'	Speed Strap

THREAD LOCKER / APPAREL



WOODWARD PRODUCTS THREAD LOCKERS

THREAD LOCKERS

Red 10ml and 50ml Blue 10ml and 50ml Green 10ml and 50ml

T-SHIRTS

SPECIALTY FASTENERS APPAREL

SPECIALTY FASTENERS T-SHIRTS

Heavyweight 100% Cotton

S, M, L, XL, 2X and 3X



AMERICAN STANDARD TAPER PIPE THREAD DRILL CHART

SIZE THREADS/INCH	TAP DRILL SIZE	DECIMAL EQUIVALENT
1/16 - 27	D	.26
1/8 - 27	11/32	.343
1/4 - 18	7/16	.435
3/8 - 18	1/2	.500
1/2 - 14	23/32	.719
3/4 - 14	5/8	.625
1 - 11/12	1 1/2	1.500

*HERE ARE A FEW CHARTS THAT CAN COME
IN HANDY WHEN DEALING WITH FASTENERS...*

GRADE 8 BOLT DRILL & TORQUE CHART IN FOOT POUNDS

SIZE THREADS/INCH	TAP DRILL SIZE	DECIMAL EQUIVALENT	TORQUE - FT. LBS. DRY	TORQUE - FT. LBS. LUBRICATED
1/4 - 20	#7	.21	12	9
1/4 - 28	#8	.23	14	10
5/16 - 18	F	.27	25	18
5/16 - 24	I	.22	25	20
3/8 - 16	5/16	.312	45	35
3/8 - 24	Q	.32	50	35
7/16 - 14	U	.38	70	55
7/16 - 20	29/64	.306	80	60
1/2 - 13	27/64	.421	110	80
1/2 - 20	29/64	.451	120	90
9/16 - 12	31/64	.484	150	110
9/16 - 18	33/64	.516	170	130
5/8 - 11	17/32	.531	200	150
5/8 - 18	37/64	.578	220	180
3/4 - 10	21/32	.656	300	220
3/4 - 16	11/16	.687	400	300
7/8 - 9	49/64	.766	600	450
7/8 - 14	13/16	.812	650	500
1 - 8	7/8	.875	900	650
1 - 12	59/64	.921	1100	750
1 - 14	13/16	.937	1200	750

LUBRICATED INCLUDES: Lubricants - Plating - Hardened Washers • TAP DRILLS: Allow Approximately 75% Full Thread

MACHINE SCREW DRILL CHART

SIZE THREADS/INCH	TAP DRILL SIZE	DECIMAL EQUIVALENT
0 - 80	3/64	.047
1 - 64	#8	.072
1 - 72	#8	.072
2 - 56	#10	.075
2 - 64	#10	.075
3 - 48	#17	.075
3 - 56	#5	.082
4 - 40	#3	.089
4 - 48	#2	.095
5 - 40	#8	.106
5 - 44	#7	.104
6 - 32	#6	.105
6 - 40	#8	.113
8 - 32	#29	.136
8 - 36	#29	.136
10 - 24	#25	.145
10 - 32	#21	.159
12 - 24	#6	.177
12 - 28	#4	.182

This catalog and all photos ©2013 Specialty Fasteners and may not be reproduced without permission



14856 Central Ave., Chino, Ca 91710 Phone 909-393-3999 • Fax 909-393-6999

www.specialty-fasteners.com



SALES POLICIES

TERMS: All orders Prepaid by MasterCard or Visa, Open Account on orders that have been credit approved by Specialty Fasteners, or COD Money Order or Cashier's Check Only. Prices subject to change without notice. California sales tax will be added to in-state sales, unless a resale certificate has been submitted before time of shipment.

SHIPPING: All orders are shipped via United Parcel Service, either by Ground, 3rd Day, 2nd Day or NextDay. All orders are shipped freight collect.

RETURNING: Claims for shortage or shipment error must be made within 3 days of receipt of shipment. All returns must be authorized by Specialty Fasteners and include a copy of the original invoice. Parts ordered in error or returned/refused shipments are subject to a 15% (min.) restocking charge.

WARRANTY - Specialty Fasteners will replace any part that is defective in material or workmanship, upon return and inspection. This warranty does not cover damage to any chassis or engine, parts, labor, personal injury or any other damage or injury. This warranty is expressly in lieu of any other expressed or implied warranties and of any other obligation on the part of Specialty Fasteners.

